

HEK Cable End Caps

Features and Benefits

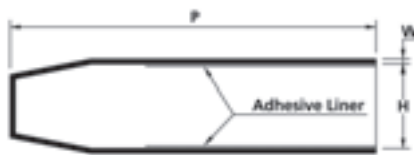
End caps are used to seal cables during storage or transportation. HEK end caps can be used as an insulating cap for live LV cables (0.6/1kV), and the cap is marked with a lightning flash to indicate a live circuit. The adhesive lining provides an excellent environmental seal.

End caps can be fitted with air valves for certain pressurised cable applications.

The high shrink ratio minimises the number of end cap sizes needed.

Application

End caps are suitable for use on both polymeric and paper insulated, lead jacketed cables which may include aluminium or steel armouring.



The appropriate end cap for every cable diameter, and cable type.

Material Data



Material	Polyolefin, Chemically cross linked (POX)
Colour	Black (BK)
Shrink Ratio	up to 3:1
Minimum Shrink Temperature (Metric)	+135°C
Operating Temperature	-55°C to +70°C
Dielectric Strength (metric)	15 kV/mm
Flammability	ASTM D635

Technical Table

Code	Recomm. application		H min a ±10%	H max b ±10%	Fully recovered	
	From	To			P ± 10%	HW ± 20%
Standard Range Cable Cap						
1612-1-B8W	4.0	8.0	10.0	4.0	33.5	2.0
1613-1-B8W	8.0	16.0	20.0	7.5	55.3	2.3
1614-1-B8W2	16.0	32.0	40.0	15.0	90.0	3.0
1615-1-B8W2	26.0	51.0	63.0	25.0	143.0	3.3
1615-2-B8W2	26.0	44.0	55.0	25.0	143.0	3.3
1617-1-B8W2	32.0	61.0	76.0	30.0	158.0	4.0
1616-1-B8W2	48.0	80.0	100.0	45.0	162.0	4.0
1616-7-B8W	48.0	100.0	125.0	45.0	162.0	4.0
Special Range Cable Cap						
1618-1-B8W	6.0	11.0	14.0	6.0	55.3	2.3
1601-1-B8W	10.0	19.0	23.8	9.4	89.0	2.0
1620-1-B8W	13.0	28.0	35.0	12.7	184.0	3.3
1608-1-B8W	70.0	130.0	159.0	63.5	127.0	3.3

All dimensions in mm. Subject to technical changes.

a As supplied
b Recovered

HEV Cable Breakout Boots

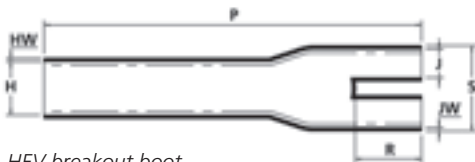
Features and Benefits

Cable breakout boots are designed for insulating and sealing a cable crotch, or conduit system, and provide excellent resistance to abrasion and weathering.


Application

Cable breakouts are manufactured from a tough cross linked polyolefin containing a flame retardant. This allows the breakouts to be used for both interior and exterior applications. They offer excellent electrical and mechanical protection.

Cable breakouts are supplied with an adhesive inner coating for reliable environmental sealing, and are available for 2, 3, 4, 5 and 6 core cables.



HEV breakout boot



HEV breakout boot for two-core cable.

Material Data



Material	Polyolefin, Chemically cross linked (POX)
Colour	Black (BK)
Shrink Ratio	up to 3:1
Dielectric Strength (metric)	15 kV/mm
Minimum Shrink Temperature (Metric)	+135°C
Operating Temperature	-55°C to +70°C
Flammability	ASTM D635
Specification	Det Norske Veritas

Technical Table

Code	Recomm. application (mm ²)		H min a ±10%	H max b ±10%	J a ±10%	J b ±10%	Recovered					
	From	To					P ± 10%	R ± 10%	S nom	HW ± 20%	JW ± 20%	
2 Finger Breakout Boot												
216-1-B8W	2.5	10	21.0	9.4	9.0	2.8	76.5	20.0	15.0	1.6	1.6	
223-2-B8W	4	35	33.0	9.4	17.5	4.1	94.0	30.0	20.0	1.5	1.2	
218-1-B8W	50	150	50.0	22.9	21.0	7.6	119.0	34.0	30.0	3.2	3.2	
219-1-B8W	185	400	87.0	38.1	43.0	12.7	141.5	42.5	44.0	3.8	3.8	
3 Finger Breakout Boot												
318-1-B8W	4	16	25.0	9.1	9.0	3.0	76.5	20.0	16.0	2.5	2.5	
319-1-B8W	16	35	31.0	17.5	15.0	4.6	93.5	28.5	23.0	2.9	2.9	
320-2-B8W2	50	150	63.0	22.5	26.0	9.0	180.0	44.0	37.0	3.0	2.0	
324-1-B8W2	150	300	90.0	34.0	35.0	14.0	200.0	50.0	54.0	3.0	2.0	
342-1-B8W2	185	400	110.0	35.0	40.0	17.5	230.0	45.0	55.0	4.0	3.5	
341-1-B8W2	400	400	125.0	59.0	50.8	25.4	283.0	71.0	75.0	3.8	3.8	
4 Finger Breakout Boot												
442-1-B8W	2.5	10	28.0	9.0	9.0	1.8	78.0	17.0	20.0	2.7	2.0	
408-2-B8W2	4	35	35.0	12.0	15.0	3.0	95.0	24.0	22.0	2.5	2.0	
409-2-B8W2	35	70	47.4	22.9	21.5	6.4	165.0	38.1	38.1	4.1	3.3	
418-4-B8W2	70	150	60.0	22.9	30.0	6.4	202.0	38.1	38.0	4.1	3.3	
444-1-B8W2	150	300	78.7	35.6	38.1	12.5	240.0	55.0	55.0	4.0	3.5	

All dimensions in mm, except for "mm²". Subject to technical changes.

a As supplied
b Recovered



Please Note for Product Specific Approvals please refer to Appendix