

Inspired by Design

1.0 Cable Ties and Fixings

1.0	Material Overview	3-4
1.1	Cable Ties	
	- Cable Tie Selection Guide	7-8
	- Cable Ties Inside Serrated	9-12
	- Protective Channel for Stainless Steel Cable Ties	13
	- Stainless Steel Cable Ties	14-15
	- Cable Ties with Open Head	16
	- Cable Ties Inside Serrated	17-25
	- Cable Ties Without Serration	26
	- Cable Ties Releasable	27-32
	- Special Purpose Cable Ties	33-38
	- Detectable Cable Ties	39-41
1.2	Fixing Ties	
	- Fixing Ties Selection Guide	43
	- 1-Piece Fixing Ties	44-49
	- 2-Piece Fixing Ties	50-53
	- EdgeClips	54-56
	- Cable Tie Tensioning Tools	57-58
	- Cable Tie Tensioning Tools Selection Guides	57-58
1.3	Cable Tie Mounts	
	- Cable Tie Mounts	60-64
	- Bundling Clips	65-74
1.4	Ratchet P-Clamps	
	- Ratchet P-Clamps Features	76
	- Ratchet P-Clamps Family	77
	- Angled- and Ratchet P-Clamps	78-86
	- Ratchet P-Clamps Solar Hanger	81
	- Stainless Steel Angled- and Ratchet P-Clamps	87-95
	- Inline Ratchet P-Clamps	96-98

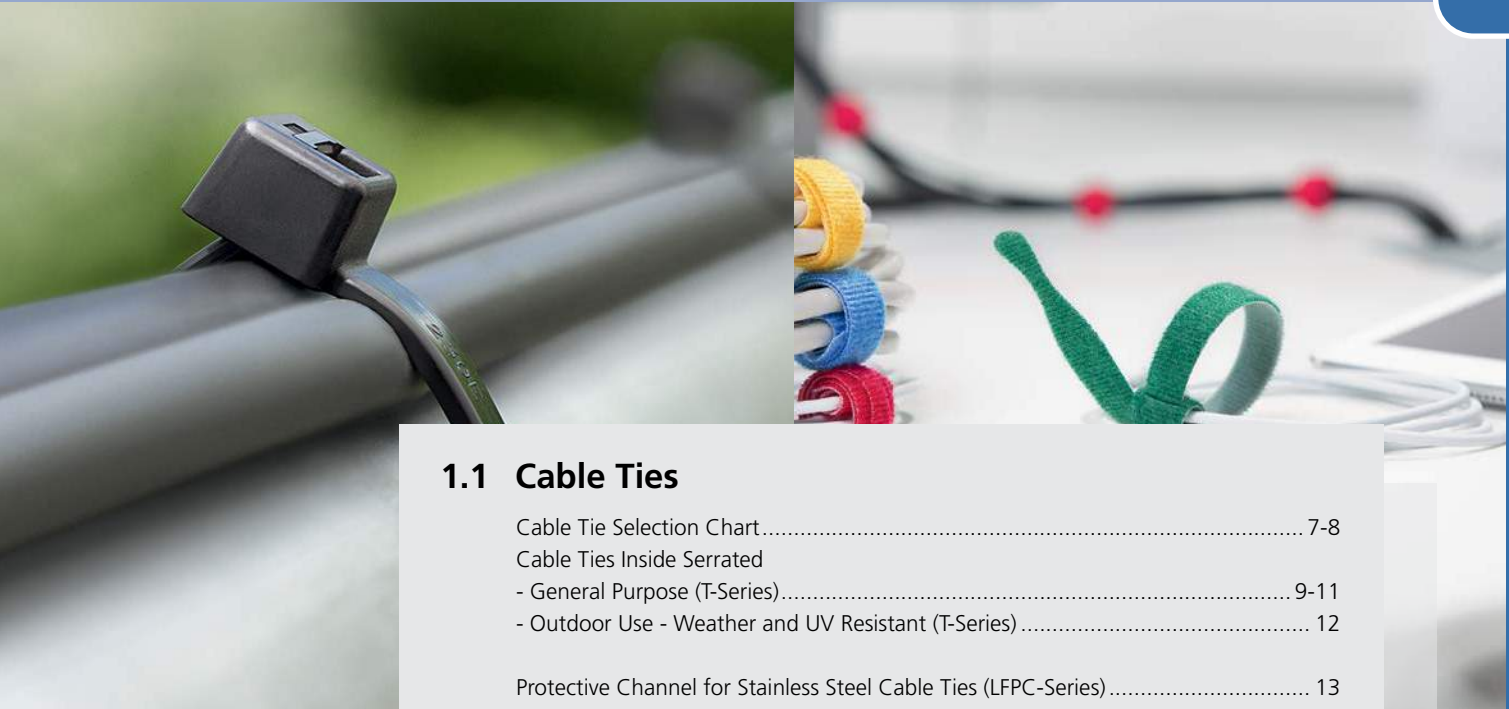
Type	Abbreviations	Operating Temperature	Colour**	Flammability	Material Properties*	Material Specifications
Aluminium-alloy	AL	-40°C to +180°C	■		<ul style="list-style-type: none"> Corrosion resistant Anti-magnetic 	RoHS
Chloroprene rubber	CR	-20°C to +80°C	■		<ul style="list-style-type: none"> Weather-resistant High yield strength 	RoHS
Ethylene Tetrafluoroethylene	E/TFE	-80°C to +170°C	■	UL94 V0	<ul style="list-style-type: none"> Resistance to radioactivity UV-resistant, not moisture sensitive Good chemical resistance to: acids, bases, oxidizing agents 	RoHS
Polyacetal	POM	-70°C to +90°C (+110°C (500h))	■	UL94 HB	<ul style="list-style-type: none"> Limited brittleness sensitivity Flexible at low temperature Not moisture sensitive Robust on impact 	RoHS
Polyamide 11	PA11	-40°C to +85°C (+150°C (500h))	■	UL94 HB	<ul style="list-style-type: none"> Bio-plastic, derived from vegetable oil Strong impact resistance at low temperature Very low moisture absorption Weather-resistant Good chemical resistance 	HF RoHS
Polyamide 12	PA12	-40°C to +85°C (+150°C (500h))	■	UL94 HB	<ul style="list-style-type: none"> Good chemical resistance acids, bases, oxidizing agents UV-resistant 	HF RoHS
Polyamide 4.6	PA46	-40°C to +130°C (+150°C (500h), +195°C (500h))	■ ■	UL94 V2	<ul style="list-style-type: none"> Resistance to high temperatures Very moisture sensitive Low smoke sensitive 	HF LHF RoHS
Polyamide 6	PA6	-40°C to +80°C	■	UL94 V2	<ul style="list-style-type: none"> High yield strength 	RoHS
Polyamide 6 High impact modified	PA6HIR	-40°C to +80°C	■	UL94 HB	<ul style="list-style-type: none"> Limited brittleness sensitivity Higher flexibility at low temperature 	RoHS
Polyamide 6.6	PA66	-40°C to +80°C, (+105°C, 500h)	■ ■ ■ ■ ■ ■ ■ ■	UL94 V2	<ul style="list-style-type: none"> High yield strength 	HF RoHS
Polyamide 6.6 Glass-fibre reinforced	PA66GF13, PA66GF15	-40°C to +105°C	■	UL94 HB	<ul style="list-style-type: none"> Good resistance to: lubricants, vehicle fuel, salt water and many solvents 	HF RoHS
Polyamide 6.6 Heat and UV stabilised	PA66HSW	-40°C to +105°C	■	UL94 V2	<ul style="list-style-type: none"> High yield strength Modified elevated max. temperature UV-resistant 	HF RoHS
Polyamide 6.6 Heat stabilised	PA66HS	-40°C to +105°C	■ ■	UL94 V2	<ul style="list-style-type: none"> High yield strength Modified elevated max. temperature 	HF RoHS
Polyamide 6.6 High impact modified	PA66HIR	-40°C to +80°C (+105°C (500h))	■	UL94 HB	<ul style="list-style-type: none"> Limited brittleness sensitivity Higher flexibility at low temperature 	RoHS
Polyamide 6.6 High impact modified, heat and UV stabilised	PA66HRHSW	-40°C to +110°C	■	UL94 HB	<ul style="list-style-type: none"> Limited brittleness sensitivity Higher flexibility at low temperature Modified elevated max. temperature High yield strength, UV-resistant 	HF RoHS
Polyamide 6.6 High impact modified, heat stabilised	PA66HIRHS	-40°C to +105°C	■	UL94 HB	<ul style="list-style-type: none"> Limited brittleness sensitivity Higher flexibility at low temperature Modified elevated max. temperature 	RoHS
Polyamide 6.6 High impact modified, scan black	PA66HIR(S)	-40°C to +80°C (+105°C (500h))	■	UL94 HB	<ul style="list-style-type: none"> Limited brittleness sensitivity Higher flexibility at low temperature 	HF RoHS
Polyamide 6.6, UV-resistant	PA66W	-40°C to +85°C (+105°C (500h))	■	UL94 V2	<ul style="list-style-type: none"> High yield strength UV-resistant 	HF RoHS

Type	Abbreviations	Operating Temperature	Colour**	Flammability	Properties*	Material Specifications
Polyamide 6.6 with metal particles	PA66MP	-40°C to +85°C (+105°C (500 h))	■	UL94 HB	<ul style="list-style-type: none"> High yield strength Metal and X-Ray detectable 	HF RoHS
Polyamide 6.6 with metal particles	PA66MP+	-40°C to +85°C	■	Not flame retardant	<ul style="list-style-type: none"> High yield strength Metal and X-Ray detectable 	HF RoHS
Polyamide 6.6 VO	PA66VO	-40°C to +85°C	□	UL94 VO	<ul style="list-style-type: none"> High yield strength Low smoke emission 	HF LHF RoHS
Polyester	SP	-50°C to +150°C	■	Halogen free	<ul style="list-style-type: none"> UV-resistant Good chemical resistance to: most acids, alkalis and oils 	HF LHF RoHS
Polyetheretherketone	PEEK	-40°C to +240°C	■	UL94 VO	<ul style="list-style-type: none"> Resistance to radioactivity Not moisture sensitive Good chemical resistance to: acids, bases, oxidizing agents 	HF LHF RoHS
Polyethylene	PE	-40°C to +50°C	■	UL94 HB	<ul style="list-style-type: none"> Low moisture absorption Good chemical oils resistance to: most acids, alcohol and oils 	HF RoHS
Polyolefin	PO	-40°C to +90°C	■	UL94 VO	<ul style="list-style-type: none"> Low smoke emissions 	HF LHF RoHS
Polypropylene	PP	-40°C to +115°C	■	UL94 HB	<ul style="list-style-type: none"> Floats in water Moderate yield strength Good chemical resistance to: organic acids 	HF RoHS
Polypropylene, Ethylene-Propylene-Dien-Terpolymere-rubber free of Nitrosamine	PP, EPDM	-40°C to +95°C	■	UL94 HB	<ul style="list-style-type: none"> Good resistance to high temperatures Good chemical and abrasion resistance 	HF RoHS
Polypropylene with metal particles	PPMP	-40°C to +115°C	■	UL94 HB	<ul style="list-style-type: none"> Floats in certain liquids Metal and X-Ray detectable Heat resistant Moderate yield strength Good chemical resistance 	HF RoHS
Polypropylene with metal particles	PPMP+	-40°C to +85°C	■	Not flame retardant	<ul style="list-style-type: none"> Metal and X-Ray detectable Moderate yield strength 	HF RoHS
Polyvinylchloride	PVC	-40°C to +70°C	■	UL94 VO	<ul style="list-style-type: none"> Low moisture absorption Good chemical resistance to: acids, ethanol and oil 	RoHS
Stainless Steel, Stainless Steel	SS304, SS316	-40°C to +105°C		Non-burning	<ul style="list-style-type: none"> Corrosion resistant Antimagnetic Weather resistant Outstanding chemical resistance 	HF LHF RoHS
Thermoplastic Polyurethane	TPU	-40°C to +85°C	■	UL94 HB	<ul style="list-style-type: none"> High elastic Good chemical resistance to: acids, bases and oxidizing agents 	HF RoHS

*Above is a guide only

**More colours available on request





1.1 Cable Ties

















Cable Tie Selection Chart.....	7-8
Cable Ties Inside Serrated	
- General Purpose (T-Series).....	9-11
- Outdoor Use - Weather and UV Resistant (T-Series).....	12
Protective Channel for Stainless Steel Cable Ties (LFPC-Series).....	13
Stainless Steel Cable Ties	
- Cable Ties with Ball-Lock (MBT-Series).....	14
- Cable ties with Punch-Locking Mechanism (MST-Series).....	15
Cable Ties with Open Head	
- Q-Series.....	16
Cable Ties Inside Serrated	
- Heat Stabilised (T-Series).....	17-18
- Chemical Resistant and Temperatures up to +170°C (T-Series).....	19
- Chemical Resistant and Temperatures up to +115°C (T-Series).....	20
- Temperatures up to +195°C (T-Series).....	21
- High Impact Resistance (T-Series).....	22
- Fire Protection Systems (T-Series).....	23
- Smart Design (X-Series).....	24
- Parallel Routing (DH-Series).....	25
Cable Ties Without Serration	
- Endless Cable Tie with separate head and spacer (EL-TY-Series).....	26
Cable Ties Releasable	
- Releasable (RELK-, RLT-Series).....	27
- Releasable with Tuck Away (RT-, REL-Series).....	28
- Releasable with Click-Down Lever (REL-Series).....	29
- Elastic Releasable Cable Ties (SOFTFIX).....	30
- Releasable Cable Tie with Quick Release (SpeedyTie®).....	31
- Velcro Cable Ties (TEXTIE-Series).....	32
Special Purpose Cable Ties	
- High Temperature up to +240°C (PEEK-Series).....	33
- Soft Insulation Wires (OS-Series).....	34
- Low Profile Head (PE-, RPE, LPH-Series).....	35-36
- Cable Ties: Lock with Glass Fibre Pin.....	37-38
Detectable Cable Ties (MCT-MCTS-Series).....	39-41

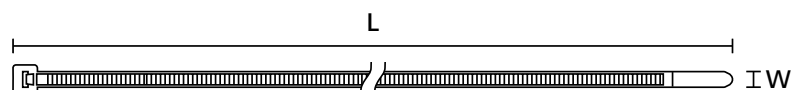


Type		Description	Material	Outdoor Application	Indoor Application	UV resistant	Weather resistant	Flame Retardant
T Series		General purpose, inside serrated #Black only	PA66	*	*	*		
T Series Outdoor		UV & weather resistant, inside serrated	PA66W	*		*	*	
Q-Ties		Integrated pre-locking function, open head, inside serration	PA66		*	*		
OS Series		UV stabilised, outside serrated	PA66W	*		*		
OS Series		Heat stabilised, outside serrated	PA66HS		*		*	*
OS Series		Low smoke emission, outside serrated	PA66VD		*			
OS Series		Curved head, high temperature, outside serrated	PA46		*			
RPE Series (E.R. D.F. approved)		Low profile, releasable, reusable, outside serrated	PA66HSW		*	*		
PE Series		Low profile, outside serrated	PA66HSW*, PA66*		*	*		
LPH Series		Low profile, outside serrated	PA66, PA66W		*	*		
RT Series		Releasable, reusable, inside serrated	PA66		*	*		
RELK Series		Releasable, reusable, inside serrated	PA66		*	*		
RLT Series		Releasable, reusable, inside serrated	PA66*, PA66W*, PA66HS*	*	*	*	*	
REL Series		Releasable, reusable, inside serrated	PA66, PA66W	*		*		
SRT Series		Releasable, reusable, without serration	TPU		*			
PEEK Ties		High temperature, outside serrated	PEEK		*			*
SpeedyTie®		Quick release	PA66		*	*		
KR Series, 1 Piece		Glass Fibre Pin, without serration	PA66, PA66W, PA66HS	*		*		
KR Series, Endless		Glass Fibre Pin, without serration	PA66HS, PA66W		*			
MCT (FDA, HACCP approved)		Detectable, Metal Content, inside serrated	PA66MP, PPMP+, PA66MP, PA66MP+					
MBT Range		Stainless steel, metal ball bearing	SS316	*		*	*	
MST		Punch-locking mechanism	SS304	*		*	*	
LFPC		Protective channel for stainless steel cable ties	PO	*	*	*	*	

**Colour Abbreviation Table*

BK Black	BN Brown	RD Red	OG Orange	YL Yellow	GR Green	BL Blue	VT Violet	PK Pink	GY Grey	WT White	NT Natural	BGE Beige
------------	------------	----------	-------------	-------------	------------	-----------	-------------	-----------	-----------	------------	--------------	-------------

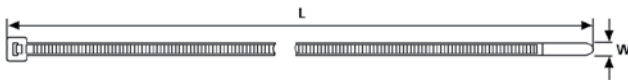
Heat Stabiliser	Length (mm)	Width (mm)		MAX Cable Bundle DIA (mm) Range	**Colour	Operating Temperature	Flammability	Material Specification	Industry
	100 to 535	2.5 to 13.2	80 to 1115	22 to 150	BK ■ BL ■ BN ■ GR ■ OG ■ PK ■ RD ■ VT ■ YL ■ WT ■	-40°C to +85°C	UL94 V2	HF ✓ RoHS ✓	Various
	83 to 535	2.3 to 13.2	80 to 1115	16 to 150	BK ■	-40°C to +85°C	UL94 V2	HF ✓ RoHS ✓	Various
*	105 to 520	2.6 to 7.7	80 to 530	24 to 145	BK ■ NT ■	-40°C to +85°C	UL94 V2	HF ✓ RoHS ✓	Various
*	150 & 200	4.6	225	35 & 50	BK ■	-40°C to +85°C	UL94 V2	HF ✓ RoHS ✓	
*	100 to 384	2.5 to 4.6	80 to 225	20 to 110	BK ■ NT ■	-40°C to +105°C	UL94 V3	HF ✓ RoHS ✓	
*	145	3.4	135	35	NT ■	-40°C to +85°C	UL94 V3	HF ✓ RoHS ✓ LFH ✓	
	150 to 245	4.6	35 to 66	225	GY ■ NT ■	-40°C to +150°C	UL94 V3	HF ✓ RoHS ✓	
*	180 to 400	9	330 to 445	42 to 146	BK ■	-40°C to +105°C	UL94 V2	HF ✓ RoHS ✓	Various
*	275 to 359	9	445	69 to 92	BK ■ BL ■ GN ■ RD ■ YL ■	-40°C to +105°C	UL94 V2	HF ✓ RoHS ✓	
	175 to 355	9	310 to 480	40 to 92	BK ■	-40°C to +85°C	UL94 V2	HF ✓ RoHS ✓	
	565.3 to 1030	12.7	1115	150 to 305	BK ■ NT ■	-40°C to +85°C	UL94 V2	HF ✓ RoHS ✓	
	200 to 350	4.6	200	50 to 95	BK ■ NT ■	-40°C to +85°C	UL94 V2	HF ✓ RoHS ✓	
*	340 to 770	7.6 to 8.9	535 to 670	90 to 225	BK ■ NT ■	-40°C to +85°C	UL94 V2	HF ✓ RoHS ✓	
	100 to 250	6.5 to 7.6	150 to 200	21 to 68	BK ■ NT ■	-40°C to +85°C	UL94 V2	HF ✓ RoHS ✓	
	180 to 580	7 to 28	57 to 360	45 to 150	BK ■	-40°C to +85°C	UL94 HB	HF ✓ RoHS ✓	
	145	3.4	230	35	BGE ■	-55°C to +240°C	UL94 VD	HF ✓ RoHS ✓ LFH ✓	
	750	13	888	210	YL ■	-40°C to +85°C	UL94 V2	HF ✓ RoHS ✓	Various
*	210 to 600	6.1 to 8	390 to 785	47 to 184	BK ■ NT ■	-40°C to +85°C	UL94 V4	HF ✓ RoHS ✓	
	5000	8	785	N/A	BK ■ NT ■	-40°C to +85°C	UL94 V5	HF ✓ RoHS ✓	
	390	2.5 to 7.6	85 to 380	22 to 110	BL ■ MST ■ MGN ■ RUS ■	-40°C to +85°C	UL94 HB	HF ✓ RoHS ✓	
	127 to 838	4.6 to 12.3	670 to 2225	25 to 254		-80°C to +538°C	Non-burning	HF ✓ RoHS ✓ LFH ✓	Various
	207 to 700	5.9 to 8.9	900 to 1500	50 to 205		-80°C to +538°C	Non-burning	HF ✓ RoHS ✓ LFH ✓	Various
	25 to 50m	7 to 16.3	N/A	N/A	BK ■	-40°C to +90°C	UL94 V0	HF ✓ RoHS ✓ LFH ✓	Various



General Purpose Cable Ties

T-Series, PA66 (Black and Natural)

- Operating temperature -40°C to +85°C
- Flammability UL94 V2
- Inside serration for a strong hold onto bundles
- High tensile strength with low insertion force
- Easily installed either by hand or with a tensioning tool
- Made from 100% high quality plastic, allows for good recycling



T18S - LK5



T-Series cable ties for almost any type of indoor or outdoor (black only) application

HF ✓ RoHS ✓

i Locally manufactured

Type	Width (W)	Length (L)	Bundle Ø max.	N	Material (p3)	Colour	Qty	Article-No.
T18RNT	2.5	100	22	80	PA66	Natural (NT) ■	100	111-02074
T18RBK	2.5	100	22	80	PA66	Black (BK) ■	100	111-02064
T30RNT	3.5	150	35	135	PA66	Natural (NT) ■	100	111-02092
T30RBK	3.5	150	35	135	PA66	Black (BK) ■	100	111-02066
T50RNT	4.6	200	50	225	PA66	Natural (NT) ■	100	111-02109
T50RBK	4.6	200	50	225	PA66	Black (BK) ■	100	111-02067
T50INT	4.6	300	85	225	PA66	Natural (NT) ■	100	111-02157
T50IBK	4.6	300	85	225	PA66	Black (BK) ■	100	111-02128
T50LNT	4.6	390	110	225	PA66	Natural (NT) ■	100	111-02171
T50LBK	4.6	390	110	225	PA66	Black (BK) ■	100	111-02132
T120SNT	7.6	278	55	535	PA66	Natural (NT) ■	50	111-02146
T120SBK	7.6	278	55	535	PA66	Black (BK) ■	50	111-02126
T120RNT	7.6	390	105	535	PA66	Natural (NT) ■	50	111-02137
T120RBK	7.6	390	105	535	PA66	Black (BK) ■	50	111-02120
LK5NT	13.2	535	150	1115	PA66	Natural (NT) ■	50	111-60519
LK5BK	13.2	535	150	1115	PA66	Black (BK) ■	50	111-02117

All dimensions are in mm. Subject to technical changes

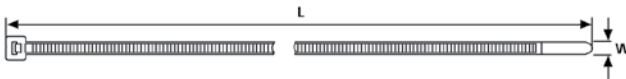
Recommended Tools

Type				
	TG008	MK10TEN	EVO7i	EV0CUT
Page	57	57	57	57

General Purpose Cable Ties

T-Series, PA66 (Colour)

- Operating temperature -40°C to +85°C
- Flammability UL94 V2
- Simple to insert due to bent tail
- Inside serration for a strong hold onto bundles
- Easily installed either by hand or with a tensioning tool
- Made from 100% high quality plastic, allows for good recycling



T18S - LK5








































T-Series cable ties for almost any type of indoor applications

HF ✓ RoHS ✓

i Locally manufactured

Type	Width (W)	Length (L)	Bundle Ø max.	N	Material (p3)	Colour	Qty	Article-No.
T18RBL	2.5	100	22	80	PA66	Blue (BL) ■	100	111-02070
T18RBN	2.5	100	22	80	PA66	Brown (BN) ■	100	111-02071
T18RGR	2.5	100	22	80	PA66	Green (GR) ■	100	111-02072
T18RGY	2.5	100	22	80	PA66	Grey (GY) ■	100	111-02073
T18ROR	2.5	100	22	80	PA66	Orange (OR) ■	100	111-02075
T18RPK	2.5	100	22	80	PA66	Pink (PK) ■	100	111-02076
T18RRD	2.5	100	22	80	PA66	Red (RD) ■	100	111-02077
T18RVT	2.5	100	22	80	PA66	Violet (VT) ■	100	111-02078
T18RYL	2.5	100	22	80	PA66	Yellow (YL) ■	100	111-02079
T30RBL	3.5	150	35	135	PA66	Blue (BL) ■	100	111-02088
T30RBN	3.5	150	35	135	PA66	Brown (BN) ■	100	111-02089
T30RGR	3.5	150	35	135	PA66	Green (GR) ■	100	111-02090
T30RGY	3.5	150	35	135	PA66	Grey (GY) ■	100	111-02091
T30ROR	3.5	150	35	135	PA66	Orange (OR) ■	100	111-02093
T30RPK	3.5	150	35	135	PA66	Pink (PK) ■	100	111-02094
T30RRD	3.5	150	35	135	PA66	Red (RD) ■	100	111-02095
T30RVT	3.5	150	35	135	PA66	Violet (VT) ■	100	111-02096
T30RWT	3.5	150	35	135	PA66	White (WT) 	100	911-01946
T30RYL	3.5	150	35	135	PA66	Yellow (YL) ■	100	111-02097
T50RBL	4.6	200	35	135	PA66	Blue (BL) ■	100	111-02098
T50RBN	4.6	200	35	135	PA66	Brown (BN) ■	100	111-02100
T50RGR	4.6	200	35	135	PA66	Green (GR) ■	100	111-02106
T50RGY	4.6	200	35	135	PA66	Grey (GY) ■	100	111-02107
T50ROR	4.6	200	35	135	PA66	Orange (OR) ■	100	111-02111
T50RPK	4.6	200	35	135	PA66	Pink (PK) ■	100	111-02112
T50RRD	4.6	200	35	135	PA66	Red (RD) ■	100	111-02113
T50RVT	4.6	200	35	135	PA66	Violet (VT) ■	100	111-02114
T50RWT	4.6	200	35	135	PA66	White (WT) 	100	111-02115
T50RYL	4.6	200	35	135	PA66	Yellow (YL) ■	100	111-02116

T-Series, PA66 (Colour)

Type	Width (W)	Length (L)	Bundle Ø max.		Material (p3)	Colour	Qty	Article-No.
T50IBL	4.6	300	85	225	PA66	Blue (BL) 	100	111-02152
T50IBN	4.6	300	85	225	PA66	Brown (BN) 	100	111-02153
T50IGR	4.6	300	85	225	PA66	Green (GR) 	100	111-02154
T50IGY	4.6	300	85	225	PA66	Grey (GY) 	100	111-02155
T50IOR	4.6	300	85	225	PA66	Orange (OR) 	100	111-02158
T50IRD	4.6	300	85	225	PA66	Red (RD) 	100	111-02161
T50IVT	4.6	300	85	225	PA66	Violet (VT) 	100	111-02163
T50IYL	4.6	300	85	225	PA66	Yellow (YL) 	100	111-02164
T50LBL	4.6	390	110	225	PA66	Blue (BL) 	100	111-02165
T50LBN	4.6	390	110	225	PA66	Brown (BN) 	100	111-02166
T50LGR	4.6	390	110	225	PA66	Green (GR) 	100	111-02167
T50LGY	4.6	390	110	225	PA66	Grey (GY) 	100	111-02168
T50LOR	4.6	390	110	225	PA66	Orange (OR) 	100	111-02172
T50LRD	4.6	390	110	225	PA66	Red (RD) 	100	111-02173
T50LVT	4.6	390	110	225	PA66	Violet (VT) 	100	111-02174
T50LWT	4.6	390	110	225	PA66	White (WT) 	100	111-02175
T50LYL	4.6	390	110	225	PA66	Yellow (YL) 	100	111-02176
T120SGY	7.8	278	55	535	PA66	Grey (GY) 	100	111-02145
T120SOR	7.8	278	55	535	PA66	Orange (OR) 	100	111-02147
T120SRD	7.8	278	55	535	PA66	Red (RD) 	100	111-02148
T120SVT	7.8	278	55	535	PA66	Violet (VT) 	100	111-02149
T120SWT	7.8	278	55	535	PA66	White (WT) 	100	111-02150
T120SYL	7.8	278	55	535	PA66	Yellow (YL) 	100	111-02151
T120SBL	7.8	278	55	535	PA66	Blue (BL) 	100	111-02142
T120SBN	7.8	278	55	535	PA66	Brown (BN) 	100	111-02143
T120SGR	7.8	278	55	535	PA66	Green (GR) 	100	111-02144
T120RBL	7.8	390	105	535	PA66	Blue (BL) 	100	111-02134
T120RGR	7.8	390	105	535	PA66	Green (GR) 	50	111-02135
T120ROR	7.8	390	105	535	PA66	Orange (OR) 	50	111-02138
T120RRD	7.8	390	105	535	PA66	Red (RD) 	50	111-02139
T120RVT	7.8	390	105	535	PA66	Violet (VT) 	50	111-02140
T120RYL	7.8	390	105	535	PA66	Yellow (YL) 	50	111-02141
LK5YL	13.2	535	150	1 115	PA66	Yellow (YL) 	50	111-02200
LK5RD	13.2	535	150	1 115	PA66	Red (RD) 	50	111-02177
LK5GR	13.2	535	150	1 115	PA66	Green (GR) 	50	111-02197
LK5BL	13.2	535	150	1 115	PA66	Blue (BL) 	50	111-02196

All dimensions are in mm. Subject to technical changes

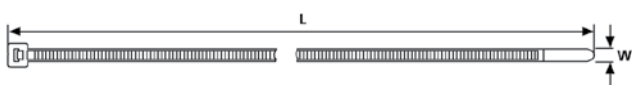
Recommended Tools

Type				
	TG008	MK10TEN	EVO7i	EVO0UT
Page	57	57	57	57

Outdoor Use Cable Ties (UV and Weather Resistant)

T-Series, PA66W (Black)

- Operating temperature -40°C to +85°C
- Flammability UL94 V2
- High tensile strength with very low insertion force
- Inside serrated cable ties for a strong hold onto bundles
- Easily installed either by hand or with a tensioning tool
- Only high quality plastic is used meeting recycling targets
- Made from 100% high quality plastic, allows for good recycling



T18S - LK5



T-Series cable ties for outdoor use

HF ✓ RoHS ✓



Locally manufactured

Type	Width (W)	Length (L)	Bundle Ø max.	N	Material (p3)	Colour	Qty	Article-No.
T18RWBK	2.5	100	22	80	PA66W	Black (BK) ■	100	111-02187
T30RWBK	3.5	150	35	135	PA66W	Black (BK) ■	100	111-02188
T50RWBK	4.6	200	35	135	PA66W	Black (BK) ■	100	111-02191
T50IWBK	4.6	305	85	225	PA66W	Black (BK) ■	100	111-02194
T50LWBK	4.6	390	110	225	PA66W	Black (BK) ■	100	111-02195
T120RWBK	7.6	390	105	535	PA66W	Black (BK) ■	50	111-02193
LK5WBK	13.2	535	150	1 115	PA66W	Black (BK) ■	50	111-02192

All dimensions are in mm. Subject to technical changes

Recommended Tools

Type				
	TG008	MK10TEN	EVO7i	EV0CUT
Page	57	57	57	57

Suitable for the following industries:



Protection Channel for Stainless Steel Ties

LFPC-Series, PO (Black)

- Operating temperature -40°C to +90°C
- Flammability UL94 V0 (Flame retardant)
- Smooth surface protects bundle against chafing caused by vibrations and shocks
- Suitable with stainless steel cable ties
- Can be cut from a roll to any length



LFPC protective channel



MBTXH cable tie with LFPC protective channel

HF ✓



Material fire protection properties relate to defined test samples tested. Test is under laboratory conditions and not directly transferable to product made from this material.

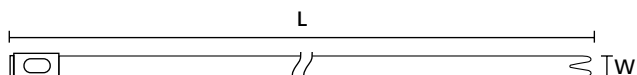
Type	Width (W)	Material (p4)	Colour	Length (m)	Article-No.	Recommended Ties
LFPC70	7	PO	Black (BK) ■	25	111-93000	MBTS
LFPC83	8.3	PO	Black (BK) ■	25	111-00257	MBTH
LFPC103	10.3	PO	Black (BK) ■	25	111-94000	MBTH
LFPC129	12.9	PO	Black (BK) ■	25	111-00253	MBTXH
LFPC132	13.2	PO	Black (BK) ■	25	111-00254	MBTXH
LFPC150	15	PO	Black (BK) ■	25	111-95000	MBTXH
LFPC163	16.3	PO	Black (BK) ■	25	111-00255	AMT, MBTUH

All dimensions in mm. Subject to technical changes.

Stainless Steel Cable Ties with Ball-lock

MBT-Series, SS316

- Non-releasable locking feature
- Operating temperature -80°C to +538°C
- Corrosion and weather resistant
- Outstanding chemical resistance
- Anti-magnetic
- Non-burning



MBT-Series cable ties can be used in solar farms

HF ✓ RoHS ✓ LFH ✓

Type	Width (W)	Length (L)	Bundle Ø max.	N	Material (p4)	Article-No.
MBT5S	4.6	127	25	670	SS316	911-01947
MBT8S	4.6	201	50	670	SS316	911-01948
MBT14S	4.6	362	102	670	SS316	911-01950
MBT20S	4.6	521	152	670	SS316	911-01952
MBT8H	7.9	201	50.8	1115	SS316	911-01949
MBT14H	7.9	362	102	1115	SS316	911-01951
MBT20H	7.9	521	152	1115	SS316	911-01953
MBT27H	7.9	681	203	1115	SS316	911-01954

All dimensions in mm. Subject to technical changes.

Recommended Tools

Type		
	HT338	MK9SST
Page	58	58

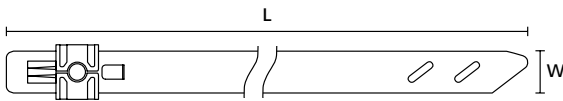
Suitable for the following industries:



Stainless Steel Cable Ties with Punch-locking Mechanism

MST-Series, SS304

- Operating temperature -80°C to +538°C
- No loosening after bundling
- Hazardous environments
- Corrosion and weather resistant
- Significantly improved vibration resistance
- Outstanding chemical resistance
- Space saving solution
- Safe cut-off (no sharp edges)
- Non-burning



MST-Series



MST-Series designed for use in hazardous environments

HF ✓ RoHS ✓ LFH ✓

Type	Width (L)	Length (W)	Bundle Ø min.	Bundle Ø max.	N	Material (p4)	Article-No.
MST200S	207	5.9	5	50	900	SS304	111-01549
MST360S	360	5.9	5	100	900	SS304	111-01550
MST500S	500	5.9	5	145	900	SS304	111-01551
MST700S	700	5.9	5	205	900	SS304	111-01552
MST360M	369	8.9	8	100	1.5	SS304	111-01631
MST500M	509	8.9	8	145	1.5	SS304	111-01632
MST700M	700	8.9	8	205	1.5	SS304	111-01633

All dimensions in mm. Subject to technical changes.

Minimum Order Quantity (MOQ) may differ from package content. Other packaging options may also be available.

Recommended Tools

Type		
	HT338	MK9SST
Page	58	58

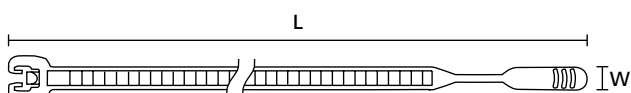
Suitable for the following industries:




Cable Ties with Open Head

Q-Series, PA66 (Black and Natural)

- Operating temperature -40°C to +85°C
- Open lock head for quick and easy insertion
- Integrated pre-locking function
- Inside serration for a strong hold around bundles easily
- Easily installed either by hand or with a tensioning tool
- Installation is 25% faster than the traditional cable ties



Q-Series



Q-ties can be used for bundling and securing cables, pipes and hoses

HF ✓ RoHS ✓



Locally manufactured

Type	Width (W)	Length (L)	Bundle Ø max.	N	Material (p3)	Colour	Article-No.
Q18R	2.6	105	24	80	PA66	Black (BK) ■	109-00030
Q18R	2.6	105	24	80	PA66	Natural (NT) ■	109-00001
Q18I	2.6	155	40	80	PA66	Black (BK) ■	109-00033
Q18I	2.6	15	40	80	PA66	Natural (NT) ■	109-00004
Q18L	2.6	195	50	80	PA66	Black (BK) ■	109-00036
Q18L	2.6	195	50	80	PA66	Natural (NT) ■	109-00007
Q30R	3.6	160	38	130	PA66	Black (BK) ■	109-00039
Q30R	3.6	160	38	130	PA66	Natural (NT) ■	109-00010
Q30L	3.6	200	50	130	PA66	Black (BK) ■	109-00041
Q30L	3.6	200	50	130	PA66	Natural (NT) ■	109-00012
Q30LR	3.6	250	65	130	PA66	Black (BK) ■	109-00043
Q30LR	3.6	250	65	130	PA66	Natural (NT) ■	109-00014
Q50R	4.7	210	50	220	PA66	Black (BK) ■	109-00047
Q50R	4.7	210	50	220	PA66	Natural (NT) ■	109-00018
Q50I	4.7	290	75	220	PA66	Black (BK) ■	109-00049
Q50I	4.7	290	75	220	PA66	Natural (NT) ■	109-00020
Q50L	4.7	410	110	220	PA66	Black (BK) ■	109-00051
Q50L	4.7	410	110	220	PA66	Natural (NT) ■	109-00022
Q120I	7.7	300	70	530	PA66	Black (BK) ■	109-00053
Q120I	7.7	300	70	530	PA66	Natural (NT) ■	109-00024
Q120R	7.7	420	110	530	PA66	Black (BK) ■	109-00055
Q120R	7.7	420	10	530	PA66	Natural (NT) ■	109-00026
Q120M	7.7	520	145	530	PA66	Black (BK) ■	109-00057
Q120M	7.7	520	45	530	PA66	Natural (NT) ■	109-00028

All dimensions in mm. Subject to technical changes.

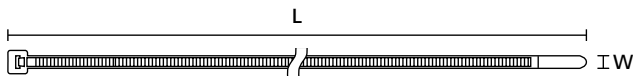
Suitable for the following industries:



Heat-Stabilised Cable Ties: Temperatures up to +105°C

T-Series, PA66HS (Black and Natural)

- Temperature up to +105°C
- Inside serration
- Easily installed either by hand or with a tensioning tool
- Additional colours available on request



T-Series



Heat stabilised T-Series cable ties up to +105°C

HF ✓ RoHS ✓



Locally manufactured

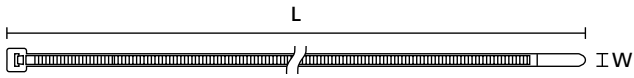
Type	Width (W)	Length (L)	Bundle Ø max.	N	Material (p3)	Colour	Article-No.
T18RHSBK	2.5	100	22	80	PA66HS	Black (BK) ■	111-01950
T18HSNT	2.5	100	22	80	PA66HS	Natural (NT) ■	111-01959
T18HSBK	2.5	145	35	80	PA66HS	Black (BK) ■	111-02358
T18HSNT	2.5	145	35	80	PA66HS	Natural (NT) ■	111-02359
T18LHSBK	2.5	205	55	80	PA66HS	Black (BK) ■	111-02049
T18LHSNT	2.5	205	55	80	PA66HS	Natural (NT) ■	111-02159
T30RHSNT	3.5	150	35	135	PA66HS	Natural (NT) ■	111-03259
T30RHSBK	3.5	150	35	135	PA66HS	Black (BK) ■	111-03050
T30LHSBK	3.5	198	50	135	PA66HS	Black (BK) ■	111-03450
T30LHSNT	3.5	198	50	135	PA66HS	Natural (NT) ■	111-03459
T30LHSBK	3.5	290	80	135	PA66HS	Black (BK) ■	111-03660
T30LHSNT	3.5	290	80	135	PA66HS	Natural (NT) ■	111-03569
T40RHSBK	4.0	175	40	180	PA66HS	Black (BK) ■	111-01623
T40RHSNT	4.0	175	40	180	PA66HS	Natural (NT) ■	111-01627
T50SHSNT	4.6	150	35	225	PA66HS	Natural (NT) ■	111-05859
T50SHSBK	4.6	150	35	225	PA66HS	Black (BK) ■	111-05850
T50RHSBK	4.6	200	50	225	PA66HS	Black (BK) ■	111-04950
T50HSBK	4.6	300	85	225	PA66HS	Black (BK) ■	111-05250
T50HSNT	4.6	300	85	225	PA66HS	Natural (NT) ■	111-05259
T50LHSNT	4.6	390	110	225	PA66HS	Natural (NT) ■	111-05436
T50LHSBK	4.6	390	110	225	PA66HS	Black (BK) ■	111-05450

All dimensions in mm. Subject to technical changes.

Minimum Order Quantity (MOQ) may differ from package content. Other packaging options may also be available.



T-Series, PA66HS (Black and Natural)



T-Series

Type	Width (W)	Length (L)	Bundle Ø max.	N	Material (p3)	Colour	Article-No.
T80RHSBK	4.7	210	55	355	PA66HS	Black (BK) ■	117-08070
T80RHSNT	4.7	210	55	355	PA66HS	Natural (NT) ■	111-05059
T80IHSBK	4.7	300	85	355	PA66HS	Black (BK) ■	111-08250
T80IHSNT	4.7	300	85	355	PA66HS	Natural (NT) ■	111-08259
T80LHSBK	4.7	390	110	355	PA66HS	Black (BK) ■	111-00388
T80LHSNT	4.7	390	110	355	PA66HS	Natural (NT) ■	111-05459
T120SHSBK	7.6	225	55	535	PA66HS	Black (BK) ■	111-12850
T120SHSNT	7.6	225	55	535	PA66HS	Natural (NT) ■	111-12824
T150R(H)	7.6	365	100	670	PA66HS	Black (BK) ■	111-15050
	7.6	365	100	670	PA66HS	Natural (NT) ■	111-15069
T120R(E)	7.6	387	100	535	PA66HS	Black (BK) ■	111-12050
	7.6	387	100	535	PA66HS	Natural (NT) ■	111-12059
T120M	7.6	460	125	535	PA66HS	Black (BK) ■	111-00153
T120XM	7.6	600	175	535	PA66HS	Black (BK) ■	111-12700
	7.6	600	175	535	PA66HS	Natural (NT) ■	111-12719
T120LHSNT	7.6	760	225	535	PA66HS	Natural (NT) ■	111-12449
T120LHSBK	7.6	760	225	535	PA66HS	Black (BK) ■	111-12440
T150M	8.9	530	150	780	PA66HS	Black (BK) ■	111-15609
T150L	8.9	820	243.8	780	PA66HS	Black (BK) ■	111-15410
T150XL	8.9	1 095	330.2	780	PA66HS	Black (BK) ■	111-15510

All dimensions in mm. Subject to technical changes.

Minimum Order Quantity (MOQ) may differ from package content. Other packaging options may also be available.

Recommended Tools

Type				
	TG008	MK10TEN	EVO7i	EVO0CUT
Page	57	57	57	57

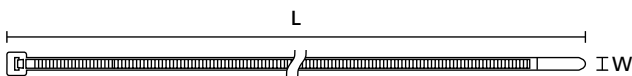
Suitable for the following industries:



Chemical Resistant Cable Ties: Temperatures up to +170°C

T-Series, E/TFE (Blue)

- Temperature up to 170°C
- Resistant to radioactivity and UV light
- Good chemical resistance to acids, bases and oxidizing agents
- E/TFE is a non-hygroscopic material i.e. no moisture absorption
- Complies to UL94 V0 requirements



T-Series



T-Series E/TFE cable ties used in challenging applications



Type	Width (W)	Length (L)	Bundle Ø max.	N	Material (p3)	Colour	Article-No.
T18R	2.5	100	22	80	E/TFE	Blue (BL) ■	111-00659
T30R	3.5	150	36	133	E/TFE	Blue (BL) ■	111-00698
T50R	4.7	201	50	222	E/TFE	Blue (BL) ■	111-00732
T50L	4.7	382	105	222	E/TFE	Blue (BL) ■	111-00718
T120R	7.4	387	105	535	E/TFE	Blue (BL) ■	111-01125

All dimensions in mm. Subject to technical changes.
Minimum Order Quantity (MOQ) may differ from package content.

Recommended Tools

Type				
	TG008	MK10TEN	EVO7i	EV0CUT
Page	57	57	57	57

Suitable for the following industries:



Chemical Resistant Cable Ties: Temperatures up to +115°C

T-Series, PP (Black)

- Continuous operating temperatures up to +115°C
- Good chemical resistance to acids, bases and solvents
- Due to its low density cable tie can float on water
- Less hygroscopic material, almost no water absorption



T-Series



T-Series cable ties offer chemical resistance and operate at temperatures up to +115°C

HF ✓ RoHS ✓

i Locally manufactured

Type	Width (W)	Length (L)	Bundle Ø max.	N	Material (p4)	Colour	Article-No.
T18R	2.5	100	22	36	PP	Black (BK) ■	111-01917
T50R	4.6	202	44.5	111	PP	Black (BK) ■	111-04928
T120S	7.6	225	55.9	267	PP	Black (BK) ■	111-12827
T120R	7.6	387	104.1	267	PP	Black (BK) ■	111-12066

All dimensions in mm. Subject to technical changes.

Minimum Order Quantity (MOQ) may differ from package content. Other packaging options may also be available.

Recommended Tools

Type				
	TG008	MK10TEN	EVO7i	EVO0CUT
Page	57	57	57	57

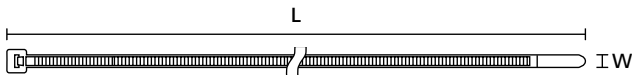
Suitable for the following industries:



Heat Stabilised Cable Ties: Temperatures up to +195°C

T-Series, PA46 (Natural and Grey)

- Temperature applications up to +150°C (5000h) and at +195°C (500h)
- Long-term operating temperature up to +130°C
- Low smoke emission in the event of a fire
- PA46 is moisture sensitive
- Inside serrated
- Easily installed either by hand or with a tensioning tool



T-Series



T-Series cable ties used in environment with continuous high temperatures

RoHS ✓ LFH ✓

Type	Width (W)	Length (L)	Bundle Ø max.	N	Material (p3)	Colour	Article-No.
T18R	2.5	100	22	80	PA46	Natural (NT) ■	114-01879
T30R	3.5	150	35	135	PA46	Grey (GY) ■	111-00264
	3.5	150	35	135	PA46	Natural (NT) ■	114-03079
T50R	4.6	200	50	225	PA46	Grey (GY) ■	111-00824
	4.6	200	50	225	PA46	Natural (NT) ■	111-00525
T50I	4.6	300	85	225	PA46	Natural (NT) ■	111-05220
T50L	4.6	390	110	225	PA46	Natural (NT) ■	111-00526
T120R(E)	7.6	387	100	535	PA46	Grey (GY) ■	111-00819
	7.6	387	100	535	PA46	Natural (NT) ■	114-12179

All dimensions in mm. Subject to technical changes.

Minimum Order Quantity (MOQ) may differ from package content. Other packaging options may also be available.

Recommended Tools

Type				
	TG008	MK10TEN	EVO7i	EVO0CUT
Page	57	57	57	57

Suitable for the following industries:



High Impact Resistant Cable Ties

T-Series, PA66HIR(S) (ScanBlack)

- Operating temperature -40°C to +80°C and at +105°C (500h)
- Higher flexibility especially in cold environments
- Limited brittleness sensitivity
- Easily installed either by hand or with a tensioning tool
- Inside serration
- Flammability UL 94 HB



T-Series



Impact resistant T-Series cable tie used in harsh environments

HF ✓ RoHS ✓

Type	Width (W)	Length (L)	Bundle Ø max.	N	Material (p3)	Colour	Article-No.
T50R	4.6	200	50	225	PA66HIR(S)	Black (BK) ■	111-04890
T50I	4.6	300	85	225	PA66HIR(S)	Black (BK) ■	111-00222
T50L	4.6	390	110	225	PA66HIR(S)	Black (BK) ■	111-05441
T120I	7.6	300	80	525	PA66HIR(S)	Black (BK) ■	111-12203
T120R(E)	7.6	380	100	535	PA66HIR(S)	Black (BK) ■	111-00164
T120L	7.6	760	225	535	PA66HIR(S)	Black (BK) ■	111-12402

All dimensions in mm. Subject to technical changes.

Recommended Tools

Type				
	TG008	MK10TEN	EVO7i	EVO0CUT
Page	57	57	57	57

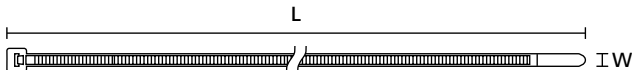
Suitable for the following industries:



Cable Ties for Fire-Protection Systems

T-Series, PA66V0 (White)

- Operating temperature -40°C to +85°C
- Conforms to low smoke generation requirements (UL94 V0)
- Low emission of toxic gases and corrosive acids in event of fire
- High safety rating due to low fire hazard



T-Series

T-Series cable ties conforms to low smoke generation requirements

HF ✓ RoHS ✓ LFH ✓

Type	Width (W)	Length (L)	Bundle Ø max.	N	Material (p4)	Colour	Article-No.
T18R	2.5	100	22	80	PA66V0	White (WH) <input type="checkbox"/>	111-91819
T18L	2.5	205	55	80	PA66V0	White (WH) <input type="checkbox"/>	111-02043
T30R	3.5	150	35	135	PA66V0	White (WH) <input type="checkbox"/>	111-93019
T50R	4.6	200	50	225	PA66V0	White (WH) <input type="checkbox"/>	111-95019
T50I	4.6	300	85	225	PA66V0	White (WH) <input type="checkbox"/>	111-00317
T50L	4.7	390	110	225	PA66V0	White (WH) <input type="checkbox"/>	111-05438
T120R(E)	7.6	387	100	535	PA66V0	White (WH) <input type="checkbox"/>	111-91210

All dimensions in mm. Subject to technical changes.

Minimum Order Quantity (MOQ) may differ from package content. Other packaging options may also be available.

Recommended Tools

Type				
	TG008	MK10TEN	EVO7i	EV0CUT
Page	57	57	57	57

Suitable for the following industries:



EN 45545-2



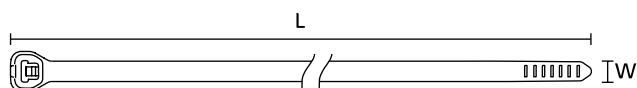
Cable Ties with Smart Design

X-Series (Black)

- Operating temperature -40°C to +105°C
- Inside serrated
- High tensile strength around cable bundles
- Smooth, rounded head design
- Space saving solution
- Improved ergonomic design
- Provides a secure fastening with no lateral movement
- Available in weather resistant, high impact, heat stabilised material



X-series provides a superior fixing solution for tight applications



X-series

HF ✓ RoHS ✓

Type	Width (W)	Length (L)	Bundle Ø max.	N	Material (p3-4)	Colour	Article-No.
X20R	2.5	100	20	90	PA66HIRHS	Black (BK) ■	108-00066
	2.5	100	20	90	PA66W	Black (BK) ■	108-00072
X80S	4.7	150	35	355	PA66HIRHS	Black (BK) ■	108-00001
	4.7	150	35	355	PA66W	Black (BK) ■	108-00003
X80R	4.7	200	50	355	PA66HIRHS	Black (BK) ■	108-00004
	4.7	200	50	355	PA66W	Black (BK) ■	108-00010
X80I	4.7	300	84	355	PA66HIRHS	Black (BK) ■	108-00018
	4.7	300	84	355	PA66W	Black (BK) ■	108-00024
X80L	4.7	385	110	355	PA66HIRHS	Black (BK) ■	108-00028
	4.7	385	110	355	PA66W	Black (BK) ■	108-00034
X120R	7.7	369	100	535	PA66HIRHS	Black (BK) ■	108-00040
	7.7	369	100	535	PA66W	Black (BK) ■	108-00042
X250R	13	535	150	1.115	PA66HIRHS	Black (BK) ■	108-00050
	13	535	150	1.115	PA66W	Black (BK) ■	108-00052
X250I	13	715	205	1.115	PA66HIRHS	Black (BK) ■	108-00045
	13	715	205	1.115	PA66W	Black (BK) ■	108-00047

All dimensions in mm. Subject to technical changes.

Minimum Order Quantity (MOQ) may differ from package content. Other packaging options may also be available.

Recommended Tools

Type				
	TG008	MK10TEN	EVO7i	EV0CUT
Page	57	57	57	57

Suitable for the following industries:



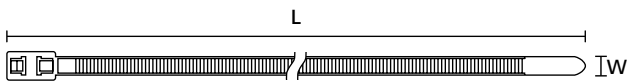
Cable Ties for Parallel Routing

DH-Series (Black, Natural and Grey)

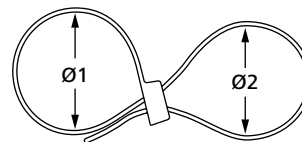
- Operating temperature -40°C to +85°C
- Possibility to separate bundles with only one cable tie
- Two heads create an inside and outside serrated loop
- Bundles can be different diameters
- Easily installed either by hand or with a tensioning tool



DH-Series cable ties for parallel routing



DH-Series



DH-Series maximum combined bundle diameter

RoHS ✓

Ordering Information

Type	Width (W)	Length (L)	Bundle Ø max.	1 st Loop min.	2 nd Loop min.	Material (p3)	Colour	Article-No.
T50RDH	4.7	210	38	225	180	PA46	Grey (GY)	117-05168
	4.7	210	38	225	180	PA66	Black (BK)	117-05000
	4.7	210	38	225	180	PA66	Natural (NT)	117-05002
	4.7	210	38	225	180	PA66HS	Black (BK)	117-05050
	4.7	210	38	225	180	PA66W	Black (BK)	117-05060
T50IDH	4.7	305	76	225	180	PA66	Natural (NT)	117-05303
	4.7	305	76	225	180	PA66HS	Black (BK)	117-05350
	4.7	305	76	225	180	PA66UV	Black (BK)	117-05360
T50LDH	4.7	395	100	225	180	PA66	Natural (NT)	117-05461
	4.7	395	100	225	180	PA66HS	Black (BK)	117-00008

All dimensions in mm. Subject to technical changes.

Minimum Order Quantity (MOQ) may differ from package content. Other packaging options may also be available.

Recommended Tools

Type				
	TG008	MK10TEN	EVO7i	EV0CUT
Page	57	57	57	57

Suitable for the following industries:



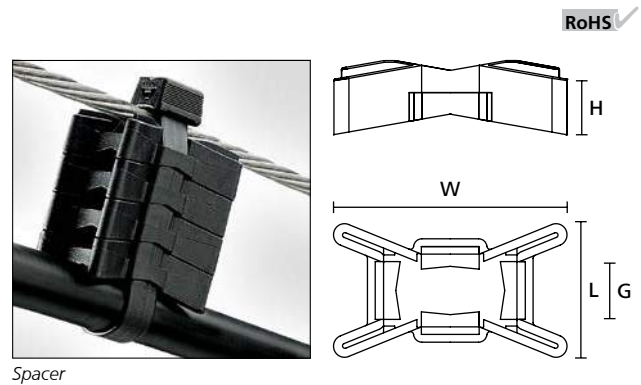
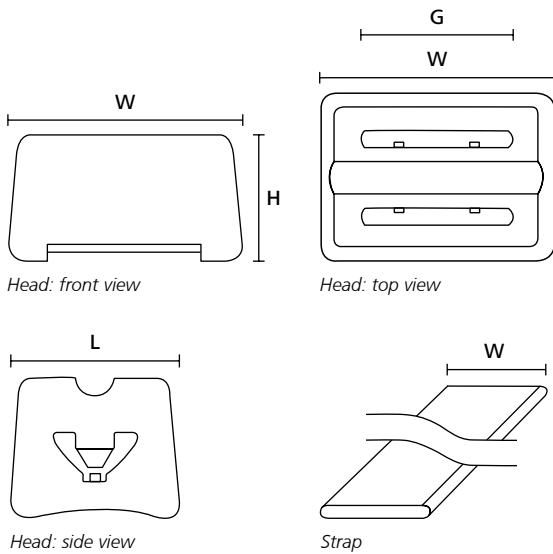
Endless Cable Tie with Separate Head and Spacer

EL-TY-Series (Black)

- Operating temperature -40°C to +115°C
- Made of very strong Polyacetal (POM) material
- System consists of endless strap, spacers and heads
- Head includes stainless steel pawls for secure fixing
- Good resistance to ageing and UV light
- Suits any bundle diameter
- Reduces inventory



EL-TY series can be cut to suit any bundle with EVO9



Spacer

Type	Width (W)	Length (L)	Height (H)	N	Strap Width max. (G)	Material (p3-4)	Colour	Qty	Article-No.
EL-TY (TELS1)	12.7	15.2 m	-	1112	-	POM	Black (BK) ■	15m Strap, 30 Heads	111-30000
EL-TY (TELSH)	20.3	15.8	12.4	-	12.7	POM	Black (BK) ■	25 Heads	111-31000
EL-TY (TELS-SPK2)	53.3	30.5	17	-	12.7	PP	Black (BK) ■	50 Spacer	111-32000

All dimensions in mm. Subject to technical changes.

Minimum Order Quantity (MOQ) may differ from package content. Other packaging options may also be available.

Recommended Tools

Type	
	EV07i
Page	57

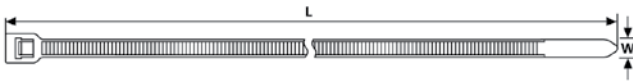
Suitable for the following industries:




Releasable Cable Ties

RELK- and RLT-Series (Black and Natural)

- Operating temperature -40°C to +85°C
- Indoor or outdoor use
- High temperatures
- Inside serrated
- Releasable and reusable
- Extended trigger for simple and quick release



RELK-, RLT Series Releasable Ties



RELK and RLT cable ties can be easily re-opened and re-used

RoHS ✓

RELK-Series

Type	Length (L)	Width (W)	Bundle Ø max.	N	Material (p3)	Colour	Article-No.
RELK2R	200	4.6	50	200	PA66	Natural (NT) ■	115-02202
RELK2M	250	4.6	65	200	PA66	Natural (NT) ■	115-06729
RELK2M	250	4.6	65	200	PA66	Black (BK) ■	115-02000
RELK2I	300	4.6	81	200	PA66	Natural (NT) ■	115-02101
RELK2I	300	4.6	81	200	PA66	Black (BK) ■	115-06760
RELK2L	350	4.6	95	200	PA66	Natural (NT) ■	115-06919
RELK2L	350	4.6	95	200	PA66	Black (BK) ■	115-02300

RLT-Series

Type	Length (L)	Width (W)	Bundle Ø max.	N	Material (p3)	Colour	Article-No.
RLT120	340	7.6	90	535	PA66	Natural (NT) ■	111-70319
RLT120	340	7.6	90	535	PA66	Black (BK) ■	111-70361
RLT150	770	8.9	225	670	PA66	Natural (NT) ■	111-70119
RLT150	770	8.9	225	670	PA66	Black (BK) ■	111-70110
RLT150	770	8.9	225	670	PA66W	Black (BK) ■	111-70160
RLT150	770	8.9	225	670	PA66HS	Natural (NT) ■	111-70159

All dimensions in mm. Subject to technical changes.


Suitable for the following industries:



Releasable Cable Ties with Tuck-Away

RT- and REL-Series (Black and Natural)

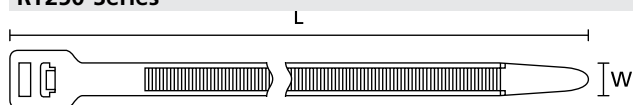
- Operating temperature -40°C to +85°C
- Releasable and reusable
- Suitable for larger and/or heavy bundles
- Eyelet allows excess tail to be tucked neatly away
- Extended trigger for simple and quick release
- Protected trigger to avoid accidental release
- RT250 cable ties inside serrated



Reusable cable ties for large or heavy bundles

RoHS ✓

RT250-Series



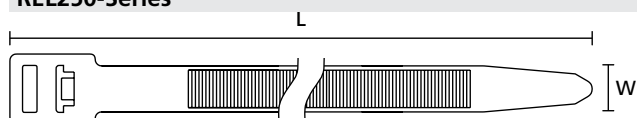
RT250-Series

Type	Width (W)	Length (L)	Bundle Ø max.	N	Material (p3)	Colour	Article-No.
RT250M	12.5	565.3	150	1 115	PA66	Black (BK) ■	131-75610
	12.5	565.3	150	1 115	PA66	Natural (NT) ■	131-75619
	12.5	565.3	150	1 115	PA66UV	Black (BK) ■	131-75620
RT250XL	12.5	1 030	305	1 115	PA66	Black (BK) ■	131-75510
	12.5	1 030	305	1 115	PA66	Natural (NT) ■	131-75519

All dimensions in mm. Subject to technical changes.

Minimum Order Quantity (MOQ) may differ from package content. Other packaging options may also be available.

REL250-Series



REL250-Series

Type	Width (W)	Length (L)	Bundle Ø max.	N	Material (p3)	Colour	Article-No.
REL250S	12.2	230	50	1 115	PA66HIR(S)	Black (BK) ■	111-00074
REL250X	12.2	385	100	1 115	PA66HIR(S)	Black (BK) ■	111-00075

All dimensions in mm. Subject to technical changes.

Minimum Order Quantity (MOQ) may differ from package content. Other packaging options may also be available.

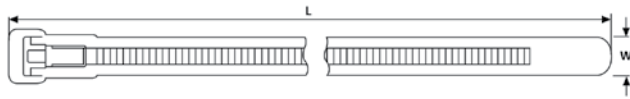

Suitable for the following industries:



Releasable Cable Ties with Click-Down Lever

REL-Series (Black and Natural)

- Operating temperature -40°C to +85°C
- Releasable and reusable for medium-weight loads
- Extremely easy-to-operate release mechanism
- Can be opened and closed repeatedly
- Opens simply and quickly with only one hand
- Inside serrated
- Also available in PA66W (weather) for outdoor applications



REL Series

REL series can be opened with one hand



Type	Width (W)	Length (L)	Bundle Ø max.	N	Material (p3)	Colour	Article No
REL100	6.5	100	21	180	PA66	Natural (NT) ■	131-21019
REL140	7.5	140	35	200	PA66	Natural (NT) ■	131-21419
REL140	7.5	140	35	200	PA66	Black (BK) ■	131-21410
REL140	7.6	150	35	200	PA66W	Black (BK) ■	131-21460
REL180	6.5	180	46	150	PA66	Black (BK) ■	115-40801
REL250	7.6	250	68	200	PA66	Natural (NT) ■	131-22519
REL250	7.6	250	68	200	PA66	Black (BK) ■	131-22510
REL250	7.5	250	68	200	PA66W	Black (BK) ■	131-22560

All dimensions in mm. Subject to technical changes.

Suitable for the following industries:



Elastic Releasable Cable Ties

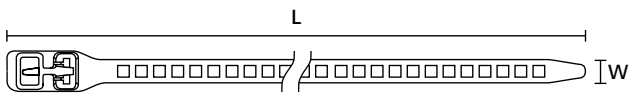
SOFTFIX-Series, TPU (Black)

- Operating temperature -40°C to +85°C
- Elastic and flexible with rounded and smooth edges
- Releasable and reusable
- Double slotted head with fixation pawl
- Flexibility ensures steady and evenly distributed pressure
- Secure in vertical position: prevents slipping or loosening of bundle
- Suitable for moving elements and vibrating applications e.g. windmills, machines, robotics, pulsating tubing and conduits
- Ideal use for temporary installations
- Long lifetime when used indoor
- Remains flexible even at cold temperatures (-20°C)



SOFTIX ties' elasticity makes them suitable for use in many indoor applications

HF ✓ RoHS ✓



OFTFIX-Series

i With 2nd loop to run bundles in parallel!

Type	Width (W)	Length (L)	Bundle Ø max.	N	Material (p4)	Colour	Qty	Article-No.
SOFTFIXXS	7	180	45	57	TPU	Black (BK) ■	16	115-07190
SOFTFIXS	7	260	70	57	TPU	Black (BK) ■	12	115-07270
SOFTFIXM	11	260	65	123	TPU	Black (BK) ■	8	115-11270
SOFTFIXL	11	340	90	123	TPU	Black (BK) ■	6	115-11350
SOFTFIXXL	28	580	150	360	TPU	Black (BK) ■	3	115-28590
SOFTFIXXXL	28	880	240	360	TPU	Black (BK) ■	3	115-28898

All dimensions in mm. Subject to technical changes.

Minimum Order Quantity (MOQ) may differ from package content. Other packaging options may also be available.

Suitable for the following industries:



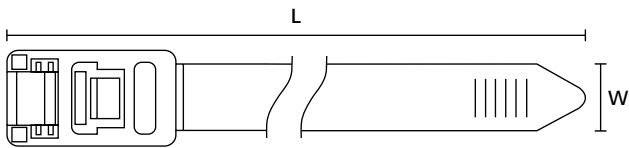
Releasable Cable Ties with Quick Release

SpeedyTie®, PA66 (Yellow)

- Operating temperature -40°C to +85°C
- Releasable and reusable cable tie
- Bears loads of up to 888N (approx. 90kg)
- Temporary or permanent applications
- Can be used for parallel bundling
- Easy to handle when wearing work gloves



Excess tails can be neatly tucked away



SpeedyTie



Type	Width (W)	Length (L)	Bundle Ø max.	N	Material (p3)	Colour	Qty	Article-No.
RTT750HR1	13	752	210	888	PA66	Yellow (YL) ■	5	115-00001
RTT750HR2	13	752	210	888	PA66	Yellow (YL) ■	25	115-00000

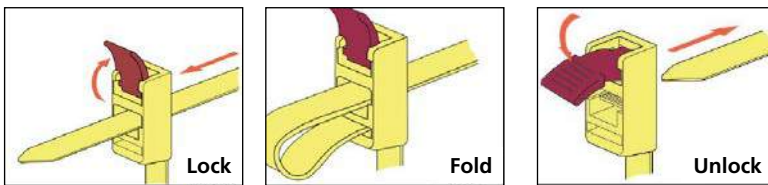
All dimensions in mm. Subject to technical changes.

Minimum Order Quantity (MOQ) may differ from package content. Other packaging options may also be available.

Suitable for the following industries:




Locking and unlocking of Releasable and Reusable Cable Tie



Velcro Cable Ties

TEXTIE-Series, PP (Black and Colour)

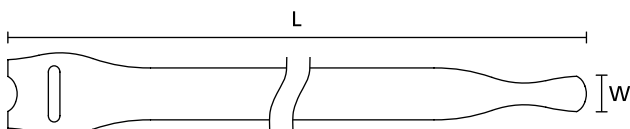
- Operating temperature -40°C to +85°C
- Quick and simple to use without tools
- Re-usable up to 400 times
- Various colours for easy identification
- Indoor and outdoor use
- Can be attached to bundles permanently
- Resistant to ageing, no corrosion



TEXTIE's functional design ensures it never gets lost

TEXTIE-Series

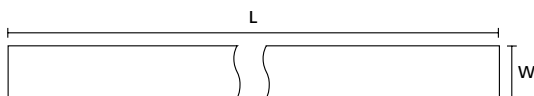
RoHS ✓



TEXTIE -Series S, M and L

Type	Width (W)	Length (L)	Bundle Ø max.	Material Loop (p3)	Material Hook (p4)	Colour	Article-No.
TEXTIE S	12.5	150	45	PA66	PP	Black (BK) ■	130-00012
TEXTIE M	12.5	200	60	PA66	PP	Black (BK) ■	130-00013
	12.5	200	60	PA66	PP	Blue (BL) ■	130-00018
	12.5	200	60	PA66	PP	Green (GR) ■	130-00017
	12.5	200	60	PA66	PP	Red (RD) ■	130-00014
	12.5	200	60	PA66	PP	White (WT) □	130-00021
	12.5	200	60	PA66	PP	Yellow (YL) ■	130-00016
TEXTIE L	12.5	330	100	PA66	PP	Black (BK) ■	130-00019

TEXTIE-Series 5 and 25m Lengths



TEXTIE-Series 5 and 25m

Type	Width (W)	Length (L)	Material Loop (p3)	Material Hook (p4)	Colour	Article-No.
TEXTIE 5M	12.5	5 000	PA66	PP	Black (BK) ■	130-00020
TEXTIE 25M	13	25 000	PA66	PP	Black (BK) ■	130-00022

All dimensions in mm. Subject to technical changes.

Minimum Order Quantity (MOQ) may differ from package content. Other packaging options may also be available.

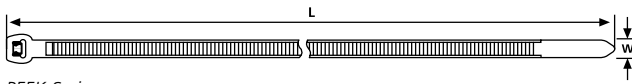
Suitable for the following industries:



Cable Ties for High Temperatures up to 240°C

PEEK-Series, PEEK (Beige)

- High temperature applications from -55°C to +240°C
- Hazardous environments
- Excellent chemical and radium ray resistance
- Outside or inside serrated
- Close fit to the cable bundle due to the deepening head shape
- Easy insertion combined with high tensile strength
- Takes up less space due to curved head design
- Combines the performance of a metal tie with the ease of use of a polyamide cable tie
- Easily installed either by hand or with a tensioning tool



PEEK-Series



PEEK-Series' contoured head takes up less space, gives a low insertion force and offers high strength



PEEK tie head design

HF ✓ RoHS ✓

i Preferably used with PEEK foot part (p50 or p55)

PEEK Ties, Outside Serrated

Type	Width (W)	Length (L)	Bundle Ø max.	N	Material (p4)	Colour	Article-No.
PTZA	3.4	145	35	230	PEEK	Beige (BGE) ■	118-00032
PT3B	4.7	250	65	300	PEEK	Beige (BGE) ■	118-00116

PEEK Ties, Inside Serrated

Type	Width (W)	Length (L)	Bundle Ø max.	N	Material (p4)	Colour	Article-No.
PT220	4.7	220	56	380	PEEK	Beige (BGE) ■	111-01235

All dimensions in mm. Subject to technical changes.

Recommended Tools

Type	
	EVO7i
Page	57

Suitable for the following industries:



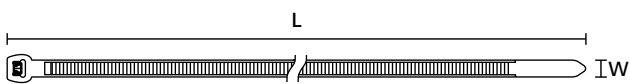
Cable Ties for Soft Insulation Wires

OS-Series (Black, Natural and Colour)

- Outside serrated
- Tie follows the contours of the cable bundle perfectly
- Takes up less space due to curved head design
- Easy insertion combined with high tensile strength
- Temperatures up to +195°C (500h)
- PA66V0 cable ties fulfill Limited Fire Hazard requirements
- Easy application either manually or with a processing tool



Outside serrated OS-Series cable tie with smooth surface to the bundle.



OS-Series



OS-Series Curved head design



Type	Width (W)	Length (L)	Bundle Ø min.	Bundle Ø max.	N	Material (p3-4)	Colour	Article-No.
T18ROS	2.5	100	1.6	20	80	PA66HS	Natural (NT) ■	118-00035
	2.5	100	1.6	20	80	PA66W	Black (BK) ■	118-00125
	2.5	100	1.6	20	80	PA66HS	Black (BK) ■	118-04701
	2.5	100	1.6	20	80	PA66V0	White (WT) □	118-00079
T30ROS	3.4	145	1.6	35	135	PA66HS	Natural (NT) ■	118-00064
	3.4	145	1.6	35	135	PA66HS	Black (BK) ■	118-04800
T30LOS	3.4	200	1.6	50	135	PA66HS	Natural (NT) ■	118-00044
	3.4	200	1.6	50	135	PA66V0	White (WT) □	118-00080
	3.4	200	1.6	50	135	PA66W	Black (BK) ■	118-00126
	3.4	200	1.6	50	135	PA66HS	Black (BK) ■	118-04900
T50SOS	4.6	150	1.6	35	225	PA66HS	Black (BK) ■	118-05850
T50ROS	4.6	200	1.6	50	225	PA66HS	Natural (NT) ■	118-05059
	4.6	200	1.6	50	225	PA66V0	White (WT) □	118-00065
	4.6	200	1.6	50	225	PA66W	Black (BK) ■	118-00127
	4.6	200	1.6	50	225	PA46	Grey (GY) ■	118-05078
	4.6	200	1.6	50	225	PA66HS	Black (BK) ■	118-05040
T50MOS	4.6	245	1.6	66	225	PA66HS	Natural (NT) ■	118-00055
	4.6	245	1.6	66	225	PA66V0	White (WT) □	118-00081
	4.6	245	1.6	66	225	PA66W	Black (BK) ■	118-00128
	4.6	245	1.6	66	225	PA66HS	Black (BK) ■	118-00018
T50LOS	4.6	384	1.6	110	225	PA66HS	Black (BK) ■	118-05900
T120ROS	7.6	385	5	105	535	PA66HS	Natural (NT) ■	118-00067
	7.6	385	5	105	535	PA66V0	White (WT) □	118-00082
	7.6	385	5	105	535	PA66W	Black (BK) ■	118-00130
	7.6	385	5	105	535	PA66HS	Black (BK) ■	118-00066

All dimensions in mm. Subject to technical changes.

Minimum Order Quantity (MOQ) may differ from package content. Other packaging options may also be available.

Recommended Tools

Type				
	TG008	MK10TEN	EVO7i	EV0CUT
Page	57	57	57	57

Suitable for the following industries:



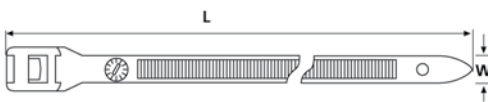
EN 45545-2

Cable Ties with Low Profile Head

PE- and RPE-Series (Black and Colour)

- Operating temperature -40°C to +150°C
- Outside serration
- Colour cable ties can be used for identification
- Broad contact area with cable, minimising risk of damage
- Low profile head for for limited space
- Parallel entry for enhanced fit around circular bundles

PE-Series (Colour)



PE Series



Low profile cable ties, RPE- and PE Series



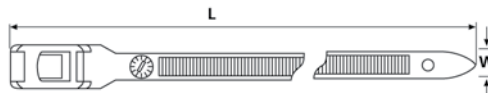
Type	Width (W)	Length (L)	Bundle Ø max.	N	Material (p3)	Colour	Article-No.
PE180	9	180	42	445	PA66HS	Black (BK) ■	112-18061
	9	180	42	445	PA66HSW	Black (BK) ■	112-18060
PE400	9	400	116	445	PA66	Blue (BL) ■	112-18101
	9	400	116	445	PA66	Green (GR) ■	112-18100
	9	400	116	445	PA66	Red (RD) ■	112-18102
	9	400	116	445	PA66	Yellow (YL) ■	112-18103
PE530	9	535	146	445	PA66HSW	Black (BK) ■	112-53060

All dimensions in mm. Subject to technical changes. Minimum Order Quantity (MOQ) may differ from package content. Other packaging options may also be available.

Recommended Tools

Type				
	TG008	MK10TEN	EVO7i	EVO0CUT
Page	57	57	57	57

RPE-Series Releasable (Black)



RPE Series

Type	Width (W)	Length (L)	Bundle Ø max.	N	Material (p3)	Colour	Article-No.
RPE275	9	275	69	445	PA66HS	Black (BK) ■	112-00005
	9	275	69	445	PA66HSW	Black (BK) ■	112-27560
RPE350	9	350	92	445	PA66HSW	Black (BK) ■	112-00006
	9	350	92	445	PA66HSW	Black (BK) ■	112-35060

All dimensions in mm. Subject to technical changes. Minimum Order Quantity (MOQ) may differ from package content. Other packaging options may also be available.

Suitable for the following industries:



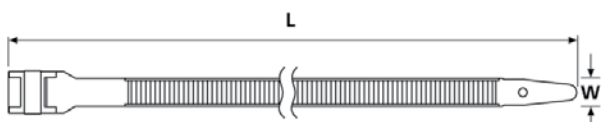
Cable Ties with Low Profile Head

LPH-Series (Black)

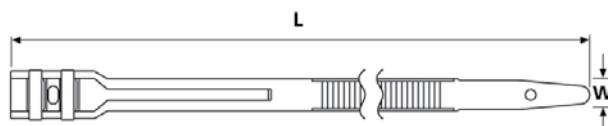
- Operating temperature -40°C to +85°C
- Good tensile strength with a single or a double bridged head
- Outside serration
- Design protects against damage to cable insulation
- Low profile head for optimised use especially in restricted areas
- Strap is threaded parallel through the low profile head



LPH Series Low Profile Ties.



LPH175 Series



LPH275 Series, LPH350 Series

Type	Width (W)	Length (L)	Bundle Ø max.	N	Material (p3)	Colour	Article-No.
LPH175	9	175	40	310	PA66	Black (BK) ■	112-00208
LPH275	9	265	62	480	PA66HIR(S)	Black (BK) ■	112-00303
LPH350	9	355	92	480	PA66HIR(S)	Black (BK) ■	112-00403
LPH500	9	505	140	540	PA66HIR(S)	Black (BK) ■	112-00033
LPH700	9	752	220	540	PA66HIR(S)	Black (BK) ■	112-00034

All dimensions in mm. Subject to technical changes.

Recommended Tools

Type	
	EV07i
Page	57


Suitable for the following industries:



Cable Ties: Lock with Glass Fibre Pin

KR-Series (Black, Natural and Grey)

- Operating temperature -40°C to +105°C (dependent on material)
- Without serration
- Strap is locked into place with a glass-fibre reinforced pin
- Very secure and vibration resistant fixing
- Cable ties from PA12 are highly resistant to chemicals, impact and UV light
- KR-ties up to 426 mm are made as one piece
- For assembly a special KR-tool is required



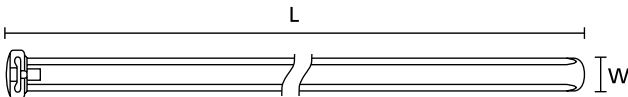
KR8/33 has been repeatedly proven in high vibration applications



Patented



KR-Series, 1-Piece (Black and Natural)



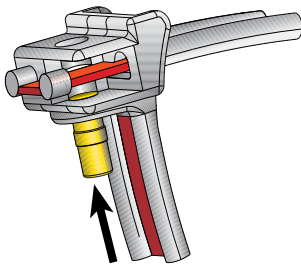
Cable tie KR-Series

Type	Width (W)	Length (L)	Bundle Ø max.	N	Material (p3)	Colour	Article-No.
KR6/35	6.1	360	93	490	PA66	Natural (NT) ■	121-63519
	6.1	360	93	490	PA66HS	Natural (NT) ■	121-63555
	6.1	360	93	490	PA66UV	Black (BK) ■	121-63560
KR8/21	8	210	47	785	PA66HS	Natural (NT) ■	121-82155
	8	210	47	785	PA66	Natural (NT) ■	121-82119
	8	210	47	785	PA66UV	Black (BK) ■	121-82160

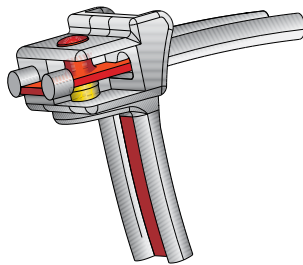
All dimensions in mm. Subject to technical changes.

Minimum Order Quantity (MOQ) may differ from package content. Other packaging options may also be available.

Installation of Cable Tie with Lock and Glass Fibre Pin



Unlocked head of a KR-tie



Cable tie (red) is locked into place with pin

Suitable for the following industries:



EN 45545-2



KR-Series, 1-Piece (Black, Natural and Grey)



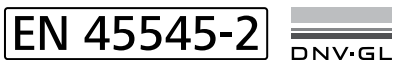
Cable tie KR-Series



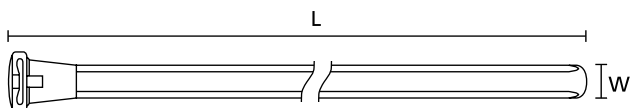
Type	Width (W)	Length (L)	Bundle Ø max.	N	Material (p3)	Colour	Article-No.
KR8/33	8	337	86	390	PA12	Black (BK) ■	121-83380
	8	337	86	785	PA66	Natural (NT) ■	121-83319
	8	337	86	785	PA46	Grey (GY) ■	121-83378
	8	337	86	785	PA66HS	Natural (NT) ■	121-83355
	8	337	86	785	PA66UV	Black (BK) ■	121-83360
KR8/43	8	426	105	785	PA66HS	Black (BK) ■	121-74360
	8	426	105	785	PA66HS	Natural (NA) ■	121-74359

All dimensions in mm. Subject to technical changes.

Minimum Order Quantity (MOQ) may differ from package content. Other packaging options may also be available.



KR-Series, Ultrasonic Welded (Black and Natural)



Cable tie KR-Series, ultrasonic welded

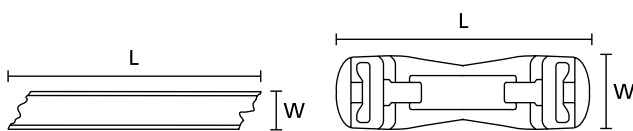
i Other dimensions available on request

Type	Width (W)	Length (L)	Bundle Ø max.	N	Material (p3)	Colour	Article-No.
KR8/50	8	500	152	785	PA66	Natural (NT) ■	121-05019
KR8/60	8	600	184	785	PA66W	Black (BK) ■	121-06060

All dimensions in mm. Subject to technical changes.

Minimum Order Quantity (MOQ) may differ from package content. Other packaging options may also be available.

KR-Series, Endless (Black and Natural)



Cable tie KR8S1

Double-head KR8C5



Type	Width (W)	Length (L)	N	Material (p3)	Colour	Article-No.
KR8/S1	8	50m	785	PA66HS	Natural (NT) ■	121-98151
	8	50m	785	PA66W	Black (BK) ■	121-98160
KR8/C5	11.7	38	-	PA66HS	Natural (NT) ■	121-58551
	11.7	38	-	PA66W	Black (BK) ■	121-58560

All dimensions in mm. Subject to technical changes.

Minimum Order Quantity (MOQ) may differ from package content. Other packaging options may also be available.

Detectable Cable Ties

MCT-Series (Blue)

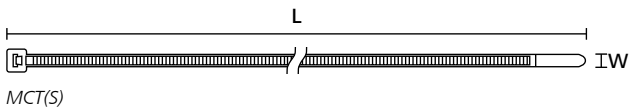
- Operating temperature -40°C to +85°C
- Total metal dispersion throughout tie
- Supports quality assurance in the production of food (e.g. *HACCP process)
- Blue colour for easy visual detection
- Greatly reduces risk of contamination
- Magnetic and X-Ray detectable (detection level depending on specific application and equipment)



A safe and contamination free production process with MCT50L

HF ✓ RoHS ✓

MCT-Series, PPMP



i Unique cable tie manufacturing process, includes metallic pigments detected by standard metal-detecting equipment. Ideally suited for cable installation in food and life sciences manufacturing processes.

Type	Width (W)	Length (L)	Bundle Ø max.	N	Material (p4)	Colour	Article-No.
MCTPP18R	2.5	100	22	85	PPMP	Blue (BL) ■	111-01664
MCTPP30R	3.5	150	35	130	PPMP	Blue (BL) ■	111-01665
MCTPP50R	4.6	200	50	150	PPMP	Blue (BL) ■	111-01666
MCTPP50L	4.6	390	110	150	PPMP	Blue (BL) ■	111-01667
MCTPP120R	7.6	387	100	380	PPMP	Blue (BL) ■	111-01668

All dimensions in mm. Subject to technical changes.
 Minimum Order Quantity (MOQ) may differ from package content. Other packaging options may also be available.

Recommended Tools

Type				
	TG008	MK10TEN	EVO7i	EVO0CUT
Page	57	57	57	57

MCT-Series releasable, PA66MP

Type	Width (W)	Length (L)	Bundle Ø max.	N	Material (p4)	Colour	Article-No.
MCTRELK2M	4.6	250	65	225	PA66MP	Blue (BL) ■	111-00937

All dimensions in mm. Subject to technical changes.
 Minimum Order Quantity (MOQ) may differ from package content. Other packaging options may also be available.

Suitable for the following industries:



* HACCP (Hazard analysis and critical control points) is a management system designed to reduce and limit risks in food safety from biological, chemical and physical hazards in food production processes that may cause the finished product to be unsafe.

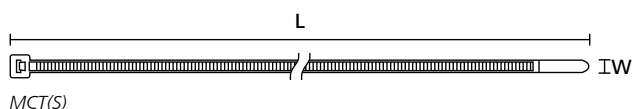
Detectable Cable Ties, Corrosion Resistant

MCTS-Series, PA66MP+ (Colour)

- Operating temperature -40°C to +85°C
- Total metal dispersion throughout tie
- Supports quality assurance in the production of food (e.g. *HACCP process)
- Greatly reduces risk of contamination
- Magnetic and X-Ray detectable (detection level depending on specific application and equipment)



Our detectable MCT(S) cable ties used in the food and pharmaceutical industry.



Type	Width (W)	Length (L)	Bundle Ø max.	N	Material (p4)	Colour	Article-No.
MCTS100	2.5	100	22	60	PA66MP+	Blue (BL)	111-01341
	2.5	100	22	60	PA66MP+	Mint Green (MGN)	111-01377
	2.5	100	22	60	PA66MP+	Mustard (MST)	111-01380
	2.5	100	22	60	PA66MP+	Russet (RUS)	111-01383
MCTS150	3.5	153	36	110	PA66MP+	Blue (BL)	111-01342
	3.5	153	36	110	PA66MP+	Mint Green (MGN)	111-01378
	3.5	153	36	110	PA66MP+	Mustard (MST)	111-01381
	3.5	153	36	110	PA66MP+	Russet (RUS)	111-01384
MCTS200	4.7	202	50	150	PA66MP+	Blue (BL)	111-01343
	4.7	202	50	150	PA66MP+	Mint Green (MGN)	111-01379
	4.7	202	50	150	PA66MP+	Mustard (MST)	111-01382
	4.7	202	50	150	PA66MP+	Russet (RUS)	111-01385
MCTS300	4.8	301	80	150	PA66MP+	Blue (BL)	111-01399
	4.8	301	80	150	PA66MP+	Mint Green (MGN)	111-01400
	4.8	301	80	150	PA66MP+	Mustard (MST)	111-01401
	4.8	301	80	150	PA66MP+	Russet (RUS)	111-01402

All dimensions in mm. Subject to technical changes.

Minimum Order Quantity (MOQ) may differ from package content. Other packaging options may also be available.

Recommended Tools

Type				
	TG008	MK10TEN	EVO7i	EVO0CUT
Page	57	57	57	57

Suitable for the following industries:




* HACCP (Hazard analysis and critical control points) is a management system designed to reduce and limit risks in food safety from biological, chemical and physical hazards in food production processes that may cause the finished product to be unsafe.

Detectable Cable Ties

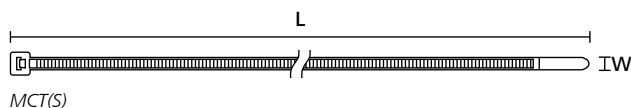
MCT-, PPNP and MCTS-Series, PPNP+ (Blue)

- Operating Temperature -40°C to +115°C
- Total metal dispersion throughout the tie
- Supports quality assurance in the production of food (e.g. *HACCP process)
- Blue colour for easy visual detection
- Greatly reduces risk of contamination
- Magnetic and X-Ray detectable (detection level depending on specific application and equipment)



A safe and contamination free production process with MCT50L.

RoHS



MCT(S)

i Ideally used with detectable cable tie mount (p69)

MCT-Series / MCTS-Series, PPMP

Type	Width (W)	Length (L)	Bundle Ø max.	N	Material (p4)	Colour	Article-No.
MCTPP18R	2.5	100	22	85	PPMP	Blue (BL) ■	111-01664
MCTPP30R	3.5	150	35	130	PPMP	Blue (BL) ■	111-01665
MCTPP50R	4.6	200	50	150	PPMP	Blue (BL) ■	111-01666
MCTPP50L	4.6	390	110	150	PPMP	Blue (BL) ■	111-01667
MCTPP120R	7.6	387	100	380	PPMP	Blue (BL) ■	111-01668

All dimensions in mm. Subject to technical changes.

Minimum Order Quantity (MOQ) may differ from package content. Other packaging options may also be available.

MCTS-Series, PPMP+

Type	Width (W)	Length (L)	Bundle Ø max.	N	Material (p4)	Colour	Article-No.
MCTS200	4.7	201	50.0	140	PPMP+	Blue (BL) ■	111-01386

All dimensions in mm. Subject to technical changes.

Minimum Order Quantity (MOQ) may differ from package content. Other packaging options may also be available.

Recommended Tools

Type				
	TG008	MK10TEN	EVO7i	EVO0CUT
Page	57	57	57	57

Suitable for the following industries:



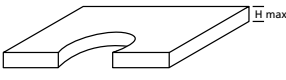

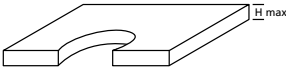

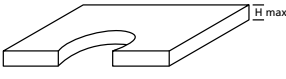

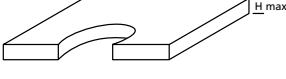

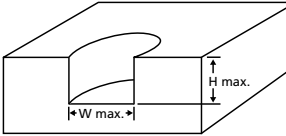

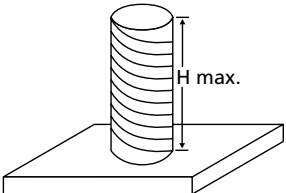

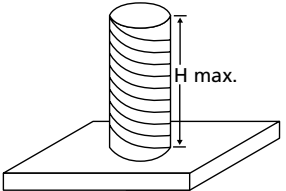

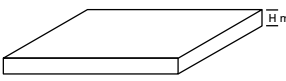



* HACCP (Hazard analysis and critical control points) is a management system designed to reduce and limit risks in food safety from biological, chemical and physical hazards in food production processes that may cause the finished product to be unsafe.



1.2 Fixing Ties

Fixing Ties Selection Guide.....	43
1-Piece Fixing Ties	
- 1-Piece Fixing Tie with Fir Tree and Disc for Round Holes.....	44
- 1-Piece Fixing Ties with Fir Tree and Disc for Oval Holes.....	45
- 1-Piece Fixing Ties with Arrowhead and Disc.....	46
- 1-Piece Fixing Ties with Arrowhead and Wings	47-48
- 1-Piece Fixing Ties with Arrowhead without Wings and Disc	49
2-Piece Fixing Ties	
- 2-Piece Fixing Ties with Arrowhead and Disc for Round Holes	50
- 2-Piece Fixing Ties with Arrowhead and Disc.....	51
- 2-Piece Fixing Ties with Fir tree and Disc for Round Holes.....	52
- Fixing Ties for Weld Studs for Parallel Routing.....	53
EdgeClips	
- 1-Piece Fixing Ties for Edges	54
- 2-Piece Fixing Ties for Edges – 1-3mm, Top Fixing	55
- 2-Piece Fixing Ties for edges – 1-3mm, Side Fixing	56
Cable Tie Tensioning Tools	
Standard Nylon Cable Tie Tensioning Tool Selection Guide	57
Nylon Cable Tie Tensioning Tools.....	57
Standard Stainless Steel Cable Tie Tensioning Tool Selection Guide.....	58
Stainless Steel Cable Tie Tensioning Tools	58



Application	Type		Description
	Arrowhead		<ul style="list-style-type: none"> • High extraction forces • Click, securely in place
	Arrowhead with disc		<ul style="list-style-type: none"> • Disc minimises ingress of dust, dirt and water • Fixed safely inside drill hole withstands pressure from various directions
	Arrowhead with supporting wings		<ul style="list-style-type: none"> • Good and stable fixing in drilled holes • Supporting wings generate additional pressure to firmly secure fixing • Suitable in high vibration areas
	Arrowhead without supporting wings		<ul style="list-style-type: none"> • Secure fixing • Minimal space required
	Fir tree mount		<ul style="list-style-type: none"> • Easily pushed into pre-punched holes, panels, threaded or blind holes • Low insertion forces • Suitable for wide range of sheet thicknesses. • Disc on top of fir tree covers hole and minimises dust, dirt and water ingress
	Weld stud mount		<ul style="list-style-type: none"> • Easily attached by hand ("soft push") – no tool required • Very low insertion forces • Removed by twisting to left
	Weld stud fixings with lateral adjustment		<ul style="list-style-type: none"> • Special oval shape provides 5-6mm lateral adjustment • Caters for any misalignment of stud or incorrect positioning of ties on cables • Bundle can be moved when mounted
	EdgeClip		<ul style="list-style-type: none"> • Bundles, guides cable and wires on edges • Drill holes for fixing no longer required • Easily mounted by hand • Integrated metal clamp, secures keeps clip on edge
	EdgeClip twistable		<ul style="list-style-type: none"> • Bundles require flexible guiding • Can facilitate 90° or 360° rotation



Refer to our website www.hellermannTyton.co.za for a comprehensive fixing tie selection

1-Piece Fixing Tied with Fir Tree and Disc, for Round Holes

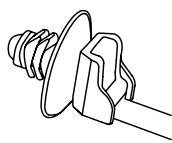
(Black and Grey)

- Cable tie head always situated in defined position
- Easy to assemble without the need for a tool
- Disc adjusts tie for pressure from various directions and minimises access of dust, dirt and water ingress
- Fir tree foot used for a variety of panel thicknesses
- Suitable for use within threaded holes

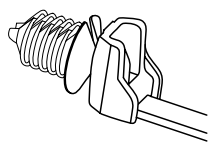


Fir tree foot parts can be used for variety of panel thicknesses

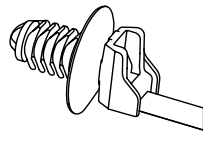
RoHS ✓



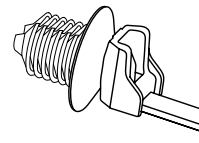
T50SOSFT6-E2



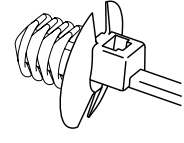
T50SOSFT6D10E



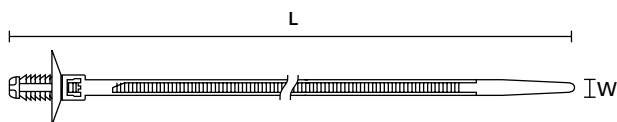
T50SOSFT6LGE



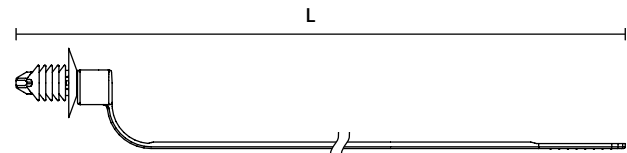
T50SOSFT8E



T18RDP5



1-Piece fixing tie with fir tree mount, standard design



Special design without a gap between the head and bundle; FT220DP7

Type	Width (W)	Length (L)	Bundle Ø max.	N	Disc Ø	Hole Ø (FH)	Panel Thickness	Material (p3)	Colour	Article-No.
T18RDP5	2.5	110	20	80	13	4.9-5.1	3.0-4.	PA66	Black (BK) ■	150-55610
T50SOSFT6-E2	4.6	160	35	180	16	6.3-7	0.6-4.2	PA66HS	Black (BK) ■	157-00085
T50SOSFT6D10E	4.6	163	32	180	9.8	5.8-6.2	0.5-5.5	PA46	Grey (GY) ■	157-00028
	4.6	163	32	225	9.8	5.8-6.2	0.8-5.5	PA66HS	Black (BK) ■	157-00045
T50SOSFT8E	4.6	163	35	225	16	8.0-8.5	0.6-6	PA46	Grey (GY) ■	157-00115
	4.6	163	35	225	16	8.0-8.5	0.6-6	PA66HS	Black (BK) ■	157-00072
T50SOSFT6LGE	4.6	165	35	180	16	6.3-7	0.7-7	PA66HS	Black (BK) ■	157-00228
T50SOSFT6LGE-E2	4.6	167	35	180	16	6.1-6.9	0.6-8.3	PA66HIRHS	Black (BK) ■	157-00242
T50SOSFT6E1	4.7	161.4	35	150	16	6.3-7	0.7-3	PA66HIRHS	Black (BK) ■	157-00033
T50SOSFT7-E	4.7	165	30	225	16.5	6.8-7.2	0.6-6	PA66HS	Black (BK) ■	157-00185
FT220DP7	4.7	232	40	225	16	6.8-7.2	0.8-5	PA66	Black (BK) ■	150-01700
T50SOSFT6LGE-E4	4.9	165	31	200	22	6.3-7	6.3-7	PA66HS	Black (BK) ■	157-00237
OS170FT7LH	5.3	170	30	147	16	6.8-7.2	0.7-4.5	PA66	Black (BK) ■	157-0019

All dimensions in mm. Subject to technical changes.

Recommended Tools

Type		
	EVO7i	EVO0CUT
Page	57	57

Suitable for the following industries:



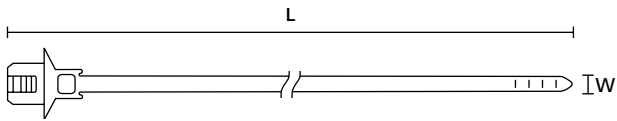
1-Piece Fixing Ties with Fir Tree and Disc for Oval Holes

(Black and Grey)

- Cable tie head in defined position
- Easy to assemble without the need for a tool
- Disc adjusts tie for pressure from various directions and minimises dust, dirt and water ingress
- Fir tree foot used for a variety of panel thicknesses
- Suitable for use within threaded holes
- Oval holes feature anti-twist protection



DOP versions for oval holes features anti-twist protection



T50SOS2DOP

RoHS ✓

Type	Width (W)	Length (L)	Bundle Ø max.	N	Hole Ø (FH)	Material (p3)	Colour	Article-No.
T50SOSFT6D10E	4.6	163	32	180	5.8-6.2	PA66HS	Grey (GY) ■	157-00028
	4.6	163	32	225	5.8-6.2	PA46	Black (BK) ■	157-00045
T50SOSFT6LGE	4.6	163	35	225	8.0-8.5	PA66HS	Grey (GY) ■	157-00115
T50SOSFT6LGE-E2	4.6	163	35	225	8.0-8.5	PA66HS	Black (BK) ■	157-00072
T50SOSFT6E1	4.6	165	35	180	6.3-7	PA66HIRHS	Black (BK) ■	157-00228
T50SOSFT7-E	4.6	167	35	180	6.1-6.9	PA66HIRHS	Black (BK) ■	157-00242
FT220DP7	4.7	161.4	35	150	6.3-7	PA66HS	Black (BK) ■	157-00033
T50SOSFT6LGE-E4	4.7	165	30	225	6.8-7.2	PA66	Black (BK) ■	157-00185

All dimensions in mm. Subject to technical changes.

Recommended Tools

Type				
	TG008	MK10TEN	EVO7i	EVO0CUT
Page	57	57	57	57


Suitable for the following industries:



1-Piece Fixing Ties with Arrowhead and Disc

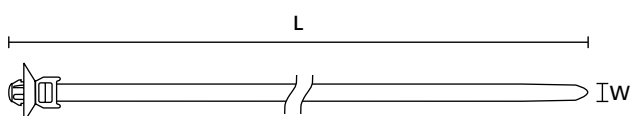
(Black and Beige)

- Easy to install without the need for a tool
- Arrowhead simply locks into place
- Disc adjusts tie for pressures from various directions and minimises access of dust, dirt and water
- Cable tie head always situated in a defined position
- KSFT-types with specially rounded arrowhead minimise the assembly height

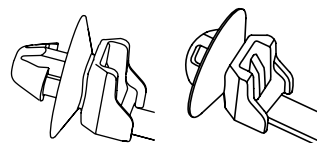


The Disc at the head of the T50SOSSFT6.5E protects the bore against dirt and splashes

1-Piece Fixing Ties with Arrowhead and Disc, for Round Holes



T50SOSKSFT5.4E



T50SOSSFT6.5E

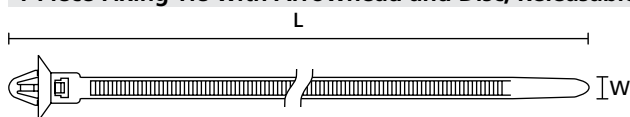
T50SOSKSFT6.5E

RoHS

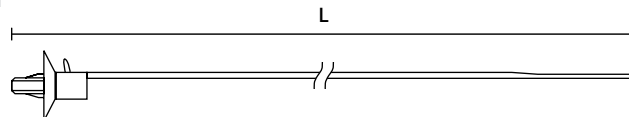
Type	Hole Ø (FH)	Panel Thickness	Width (W)	Length (L)	Bundle Ø max.	N	Disc Ø	Material (p3)	Article-No.
T50SOSKSFT5SE	4.8 - 5.2	0.7 - 1.3	4.6	156	35	180	16	PA66HS	126-00099
	4.8 - 5.2	0.7 - 1.3	4.6	156	35	180	16	PA66HS	126-00111
T50SOSKSFT5.4E	5.2 - 5.6	0.7 - 1.3	4.6	156	35	225	16	PA66HS	126-00075
T50SST5	6.1 - 6.5	0.7 - 1.5	4.6	170	31	225	16,2	PA66HS	126-00017
	6.1 - 6.5	0.7 - 1.5	4.6	170	31	225	16,2	PA66	126-02300
T50SOSKSFT6.5E	6.3 - 6.7	0.7 - 1.3	4.6	156	35	180	16	PA66HS	126-00081
PT2ASFT6.5PT0.7-1.5-E	6.3 - 6.7	0.7 - 1.5	3.4	112.7	20	230	16	PEEK	126-00183
T50SOSKSFT6.5S2-E	6.3 - 6.7	1.7 - 2.3	4.6	157.5	35	225	16	PA66HS	126-00086
T50SOSSFT6.5E	6.3 - 6.7	1.9 - 2.5	4.6	158.8	30	225	16	PA66HS	126-03102
T50SD6	6.3 - 7.5	0.6 - 1.8	5	160	31	200	18	PA66HS	111-85350
T30SOS-AS-SFT6.5-E	6.5 - 7	0.8 - 1.5	3.5	126.4	25	200	16	PA66HS	126-00255
T50MD7	6.8 - 7.2	0.8 - 2	5	225	59	225	16	PA66HS	111-85850
T50SL8	8	0.8 - 1.5	4.6	165	35	225	20	PA66	126-01900

All dimensions in mm. Subject to technical changes.

1-Piece Fixing Tie with Arrowhead and Disc, Releasable



RT50SD6



RT50SD6

Type	Hole Ø (FH)	Panel Thickness	Width (W)	Length (L)	Bundle Ø max.	N	Disc Ø	Material (p3)	Colour	Article-No.
RT50SD6	6,3 - 7,5	0.6 - 1.8	5	160	31	225	18	PA66HS	Black (BK) ■	111-85480

All dimensions in mm. Subject to technical changes.

Recommended Tools

Type	
	EV07i
Page	57

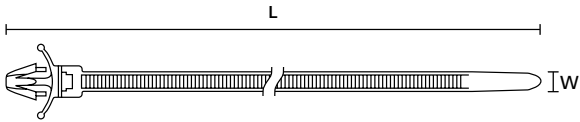
Suitable for the following industries:



1-Piece Fixing Ties with Arrowhead and Wings for Round Holes

(Black, Natural and Grey)

- Easy to assemble without the need for a tool
- Orientation of cable tie head always in defined position
- Arrowhead simply locks into place
- Supporting legs provide secure and firm fixing in confined spaces



1-Piece Fixing Ties with Arrowhead, with wings



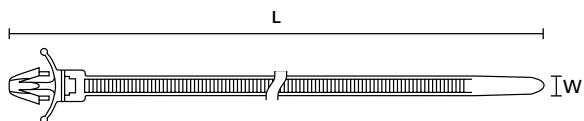
A wide range of arrowhead fixing ties which are suitable for different panel thicknesses and hole diameters

RoHS ✓

Type	Drawing	Width (W)	Length (L)	Bundle Ø max.	N	Hole Ø (FH)	Panel Thickness	Material (p3)	Colour	Article-No.
T18RSF		2.5	100	16	80	4.6-4.8	0.8-3.0	PA66HS	Natural (NT) ■	111-85519
		2.5	100	16	80	4.6-4.8	0.8-3.0	PA66W	Black (BK) ■	111-85560
T50SSL5		4.6	135	27	200	6.1-6.5	0.5-2.7	PA66HS	Black (BK) ■	126-02204
		4.6	135	27	225	6.1-6.5	0.5-2.7	PA46	Grey (GY) ■	111-85395
		4.6	135	27	225	6.1-6.5	0.5-2.7	PA66	Natural (NT) ■	111-85339
T50SL5		4.6	163	34	222	6.1-6.5	0.8-2.7	PA66HIRHS	Black (BK) ■	126-00005
		4.6	165	34	222	6.1-6.5	0.8-2.7	PA66	Natural (NT) ■	111-85369
T50SL6		4.6	165	34	225	6.3-7.5	0.5-2.5	PA66	Black (BK) ■	111-85460
T50SL7		4.6	165	34	225	6.9-7.1	0.8-2.5	PA66	Natural (NT) ■	111-85479
T50SL5		4.7	165	34	225	6.1-6.5	0.8-2.5	PA66HS	Black (BK) ■	126-00001
T50SSF			4.6	160	35	225	6.0-6.6	0.7-3.0	PA66	Natural (NT) ■
	4.6		160	35	225	6.0-6.6	0.7-3.0	PA66HS	Black (BK) ■	126-00032
	4.6		160	35	225	6.0-6.6	0.7-3.0	PA66HS	Natural (NT) ■	126-01104
T50RFM		4.7	205	45	225	6.0-6.6	0.7-3.0	PA66	Natural (NT) ■	111-85729
T50SAH		4.6	160	25.0	225.0	6.0-6.6	0.7-3.0	PA66HS	Natural (NT) ■	155-41102

All dimensions in mm. Subject to technical changes.

1-Piece Fixing Ties with Arrowhead and Wings, Releasable



1-Piece Fixing Ties with Arrowhead, with wings

Type	Drawing	Width (W)	Length (L)	Bundle Ø max.	N	Hole Ø (FH)	Panel Thickness	Material (p3)	Colour	Article-No.
RT50RSF		4.6	215	50	225	7.8-8.2	0.8-2.5	PA66	Black (BK) ■	115-07010
RT50SFK		5	225	50	225	6.4-7	0.8-3	PA66	Black (BK) ■	115-06960

All dimensions in mm. Subject to technical changes.

1-Piece fixing ties with arrowhead and wings, for oval holes

Type	Drawing	Width (W)	Length (L)	Bundle Ø max.	N	Hole Ø (FH)	Panel Thickness	Material (p3)	Colour	Article-No.
T80RFT6X12		4.6	228	45	222	6.3X12.3	0.8-3	PA46	Grey (GY) ■	150-48397
		4.6	228	45	222	6.3X12.3	0.8-3	PA66	Black (BK) ■	150-48396

All dimensions in mm. Subject to technical changes.

Recommended Tools

Type				
	TG008	MK10TEN	EVO7i	EVO0CUT
Page	57	57	57	57

Suitable for the following industries:



1-Piece Fixing Ties with Arrowhead without Wings and Disc

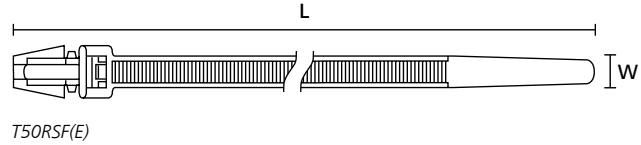
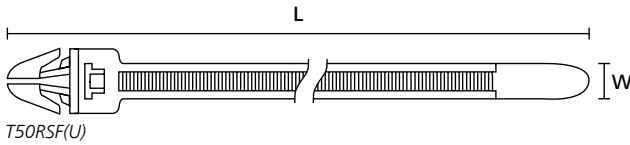
(Black and Natural)

- Suitable for confined spaces
- Areas with limited space
- Easy to assemble without the need for a tool
- Fixing tie with arrowhead without legs
- Arrowhead simply locks into place
- Orientation of cable tie head always in defined position



Arrowhead design allows these ties to be used in areas with limited space

RoHS ✓



Type	Width (W)	Length (L)	Bundle Ø max.	N	Hole Ø (FH)	Panel Thickness	Material (p3)	Colour	Article-No.
T30RSF(U)	3.6	158	31	136.0	4.7-5.5	0.8-2.1	PA66HS	Black (BK) ■	111-85610
	3.6	158	32	136.0	4.7-5.5	0.8-2.1	PA66	Natural (NT) ■	111-85603
T50RSF(E)	4.6	210	50	225.0	6.2-6.4	2.9-3	PA66	Natural (NT) ■	111-85799
	4.6	210	50	225.0	6.2-6.4	2.9-3	PA66	Black (BK) ■	126-01001

All dimensions in mm. Subject to technical changes.

Recommended Tools

Type				
	TG008	MK10TEN	EVO7i	EVO0CUT
Page	57	57	57	57

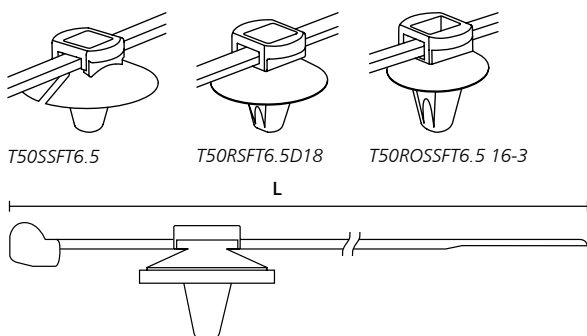
Suitable for the following industries:



2-Piece Fixing Ties with Arrowhead and Disc for Round Holes

(Black)

- Pre-assembled 2-Piece fixing tie with arrowhead foot part for easy harness assembly
- Cable tie head can be moved after bundling
- Easy to assemble without the need for a tool
- Arrowhead simply locks into place
- Disc adjusts tie for pressure from various directions

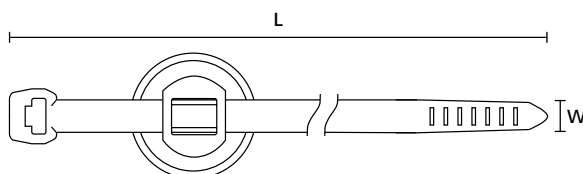


T50ROSSFT6.5-16-3



Being a 2-Piece assembly allows the tie head to be located in the most convenient position

RoHS



T50ROSSFT6.5-16-3

Type	Hole Ø (FH)	Panel Thickness	Width (W)	Length (L)	Bundle Ø max.	N	Disc Ø	Material Cable Tie	Material Foot Part	Article-No.
T50RSFT6.5	6.3 - 6.7	0.7 - 2.0	4.6	200	45	225	22.4	PA66HS	PA66HS	156-01697
T50OSSFT65162OD	6.3 - 6.7	1.5 - 2.2	4.6	150	35	225	16	PA66HS	PA66HIRHS	150-93130
T50ROSSFT6.5 16-3	6.3 - 6.7	2.5 - 3.5	4.6	200	45	225	16	PA66HS	PA66HIRHS	150-37791
T50RSFT6.5 16-3	6.3 - 6.7	2.5 - 3.5	4.6	200	49	222	16	PA66HS	PA66HIRHS	150-37792
T50RSFT6.5D18	6.5 - 6.8	0.4 - 1.6	4.6	200	45	200	18	PA66HS	PA66HIRHS	150-37691
T50RDHSFT6.5D18	6.5 - 6.8	0.4 - 1.6	4.7	210	45	225	18	PA66	PA46	156-01720

All dimensions in mm. Subject to technical changes.

Recommended Tools

Type				
	TG008	MK10TEN	EVO7i	EVO0CUT
Page	57	57	57	57

Suitable for the following industries:



2-Piece Fixing Ties with Arrowhead and Disc

(Black)

- Pre-assembled 2-piece fixing tie with arrowhead foot part
- Cable tie head can be moved after bundling
- Easy to assemble without the need for a tool
- Arrowhead simply locks into place
- Disc adjusts tie for pressure from various directions

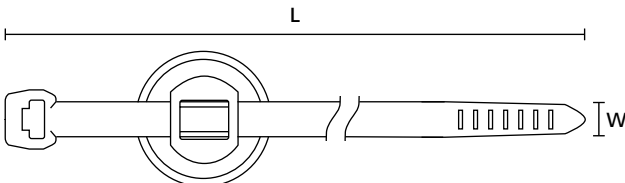
2-Piece Fixing Ties with Arrowhead and Disc for Round Holes, Sealed

- Seal protects against splash water

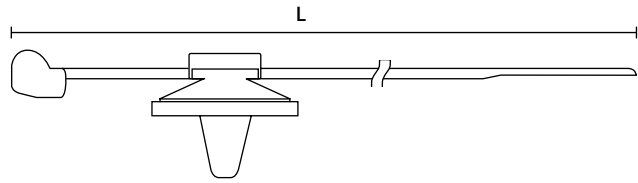


Additional seal protects against the ingress of moisture

RoHS ✓



T50ROSSFT6.5-16-2MOD-MD

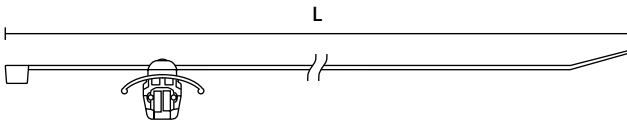


T50ROSSFT6.5-16-2MOD-MD

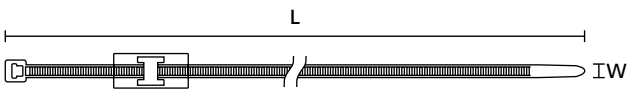
Type	Hole Ø (FH)	Panel Thickness	Width (W)	Length (L)	Bundle Ø max.	N	Disc Ø	Material Cable Tie	Material Foot Part	Article-No.
T50ROSSFT6.5 16-3MD	6.1 - 7.0	2.5 - 3.0	4.6	200	45	225	16	PA66HS	PA66HIRHS	150-37799
T50ROSSFT6.5-16-2-MD	6.3 - 6.7	0.7 - 1.2	4.6	200	45	225	16	PA66HS	PA66HIRHS	155-42002
T50ROSSFT6.5-D16-2 MD	6.4 - 6.6	0.7 - 2.0	4.6	200	45	222	22.4	PA66HS	PA66HIRHS	150-93100
T50RAHD6-MS-MD	6.5 - 7.0	0.7 - 1.2	4.6	202	50	225	18	PA66HS	PA66HS	156-01193

All dimensions in mm. Subject to technical changes.

2-Piece Fixing Ties with Arrowhead and Disc for Oval Holes



T50RFT62x122



T50RFT62x122



T50RFT6OVAL for oval holes 6.3 x 12.2 mm

Type	Hole Ø (FH)	Panel Thickness	Width (W)	Length (L)	Bundle Ø max.	N	Material Cable Tie	Material Foot Part	Colour	Article-No.
T50RFT62x122HR	6.3 x 12.2	0.6 - 3.0	4.6	202	45	225	PA46	PA46	(GY) ■	156-00446
T50RFT6OVAL	6.3 x 12.2	0.6 - 3.0	4.6	202	45	355	PA66HS	PA66HIRHS	(BK) ■	150-37591

All dimensions in mm. Subject to technical changes.

2-Piece Fixing Ties with Fir Tree and Disc, for Round Holes

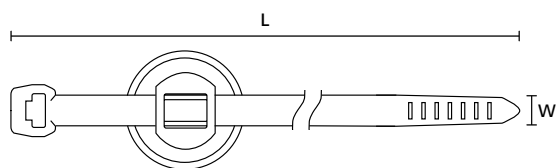
(Black)

- Pre-assembled with fir tree foot part
- Cable tie head can be moved after bundling
- Easy to assemble without the need for a tool
- Disc adjusts tie for pressure from various directions and minimises of dust, dirt and water ingress
- Fir tree foot part can be used for a variety of panel thicknesses
- Suitable for use within threaded holes
- Other dimensions are available on request

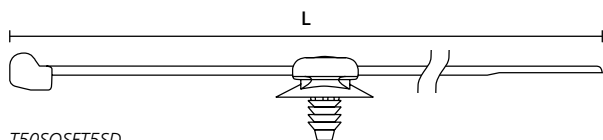


These Fir Tree Fixings can also be used in threaded, blind holes

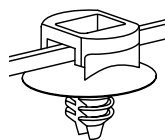
RoHS ✓



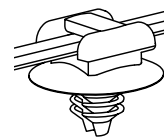
T50SOSFT5SD



T50SOSFT5SD



T30RFT5



T50SOSFT5SD

Fir Tree Parts FT3

Type	Hole Ø (FH)	Panel Thickness	Width (W)	Bundle Ø max.	N	Disc Ø	Material Cable Tie	Material Foot Part	Colour	Article-No.
T18RFT3	M3	1.5 - 3.0	2.5	20.0	80	13	PA66HSUV	PA66HSW	Black (BK) ■	156-00338

All dimensions in mm. Subject to technical changes.

Fir Tree Parts FT5

Type	Drawing	Hole Ø (FH)	Panel Thickness	Width (W)	Length (L)	Bundle Ø max.	N	Disc Ø	Material Cable Tie	Material Foot Part	Article-No.
T30RFT5		4.5 - 5	0.7 - 3	3.5	150	34	135	16	PA46	PA46	156-01316
		4.5 - 5	0.7 - 3	3.5	150	34	135	16	PA66HS	PA66HIRHS	150-55850
T50SOSFT5		4.5 - 5	0.7 - 3	4.6	150	31	225	16	PA66HS	PA66HIRHS	156-06200
T50RFT5		4.5 - 5	0.7 - 3	4.6	200	45	225	16	PA66HS	PA66HIRHS	156-00025
T18RFT5		4.5 - 5	0.7 - 3	2.5	100	22	80	16	PA66HS	PA66HIRHS	156-01225
T50SOSFT5SD		4.5 - 5	0.7 - 3	4.6	150	35	225	16	PA66HS	PA66HIRHS	156-00432

All dimensions in mm. Subject to technical changes.

Recommended Tools

Type				
	TG008	MK10TEN	EVO7i	EV0CUT
Page	57	57	57	57

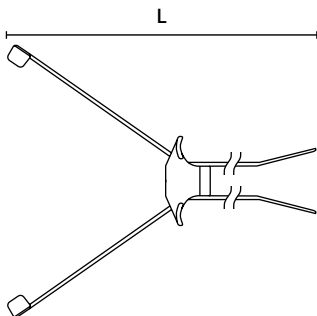
Suitable for the following industries:



Fixing Ties for Weld Studs for Parallel Routing

(Black)

- Separates cables to avoid abrasion
- Pre-assembled 2-Piece fixing tie with stud retainer
- For parallel routing of cables, hoses or harnesses
- Cable tie head can be moved after bundling
- Easy to install without the need for a tool
- For 5.0mm studs or 5.0mm ISO threaded studs

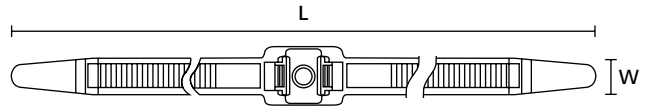


DSBS5



Parallel fixing of two cables

RoHS ✓



Dual Clamp Ties (DCT)

Type	Width (W)	Length (L)	Bundle Ø max.	N	Stud Ø	Material Cable Tie (p3)	Material Foot Part (p3)	Colour	Article-No.
T50SDSBS5	4.6	150	35	225	5	PA66HS	PA66HIRHS	Black (BK) ■	150-56193
T50ROSDSBS5	4.6	200	45	225	5	PA66HS	PA66HIRHS	Black (BK) ■	150-56199

All dimensions in mm. Subject to technical changes.

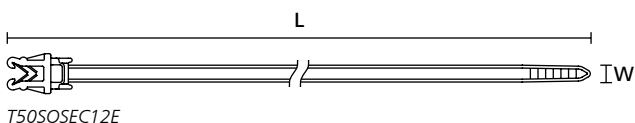
Suitable for the following industries:



1-Piece Fixing Ties for Edges

EdgeClip-Family (Black)

- Operating temperature -40°C to +105°C
- Easy assembly by hand
- For edges of 1-3mm or 3-6mm
- Integrated metal clamp holds clip firmly in place
- Clamp consists of double tempered steel spring
- Ideal for applications where holes or adhesives are not suitable



Pre-assembled 2-Piece fixing tie with EdgeClip



1-Piece fixing tie can be pushed easily on edges

RoHS

Type	Drawing	Width (W)	Length (L)	Bundle Ø max.	N	Panel Thickness	Material (p3)	Colour	Article-No.
T50SOSEC12E		4.6	160	35	180	1-3	PA66HS	Black (BK) ■	148-00200
T50SOSEC13E		4.6	160	35	180	1-3	PA66HS	Black (BK) ■	126-00000
T40XEC55P-E		4	85	15	178	1-3	PA66HS	Black (BK) ■	133-00059
T50SOSEC34E		4.6	155	35	180	1-3	PA66HS	Black (BK) ■	126-00036
T50SOSEC20-E		4.6	161	35	180	3-6	PA66HS	Black (BK) ■	126-00235

All dimensions in mm. Subject to technical changes.

Recommended Tools

Type				
	TG008	MK10TEN	EVO7i	EVO0CUT
Page	57	57	57	57

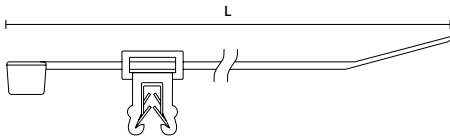
Suitable for the following industries:



2-Piece Fixing Ties for Edges: 1-3mm, Top Fixing

EdgeClip-Family (Black)

- Pre-assembled 2-Piece fixing tie with EdgeClip
- Cable tie head can be moved after bundling
- EC9 EC10, EC21 and EC22 are for minimum bundle diameters of 1mm
- For Edges of 1-3mm



Fixing Tie with EC4



2-Piece fixing tie fitted onto a plastic panel to hold a Ø 6mm harness

RoHS ✓

Type	Drawing	Width (W)	Length (L)	Bundle Ø max.	N	Material (p3)	Material Foot (p3)	Colour	Article-No.
T30REC4A		3.6	148	33	135	PA66HS	PA66HIRHS	Black (BK) ■	150-76090
T50SOSEC4A		4.6	150	35	225	PA66HS	PA66HIRHS	Black (BK) ■	150-76093
T50ROSEC4A		4.6	200	45	225	PA66HS	PA66HIRHS	Black (BK) ■	150-76099
T50ROSEC4A-W		4.6	200	45	225	PA66W	PA66W	Black (BK) ■	156-00570
T50REC4A		4.6	202	45	225	PA66HS	PA66HIRHS	Black (BK) ■	150-76091
T30REC4B		3.6	148	35	135	PA66HS	PA66HIRHS	Black (BK) ■	150-76080
T50SOSEC4B		4.6	150	35	225	PA66HS	PA66HIRHS	Black (BK) ■	156-00109
T50ROSEC4B		4.6	200	45	225	PA66HS	PA66HIRHS	Black (BK) ■	150-76079
T18REC10SD		2.5	100	22	80	PA66HS	PA66HIRHS	Black (BK) ■	155-38304
T50SOSEC10		4.6	150	31	225	PA66HS	PA66HIRHS	Black (BK) ■	156-00015
T50ROSEC10		4.6	200	45	225	PA66HS	PA66HIRHS	Black (BK) ■	156-05904
T18REC9SD		2.5	100	22	80	PA66HS	PA66HIRHS	Black (BK) ■	155-37104
T50SOSEC9SD		4.6	150	31	225	PA66HS	PA66HIRHS	Black (BK) ■	156-00019
T50ROSEC9		4.6	200	45	225	PA66HS	PA66HIRHS	Black (BK) ■	156-05903
T50REC9SD		4.6	200	45	225	PA66HS	PA66HIRHS	Black (BK) ■	150-01280
Q50REC4A		4.7	210	45	222	PA66W	PA66W	Black (BK) ■	156-01085
Q50REC4B		4.7	210	45	222	PA66W	PA66W	Black (BK) ■	156-01225

All dimensions in mm. Subject to technical changes.


Suitable for the following industries:



2-Piece Fixing Ties for Edges: 1-3mm, Side Fixing

EdgeClip-Family

- Pre-assembled 2-Piece fixing tie with EdgeClip
- Cable tie head can be moved after bundling
- EC9, EC10, EC21 and EC22 are for minimum bundle diameters of 1mm
- For edges of 1-3mm



Cable bundle runs parallel with the edge

RoHS

Type	Drawing	Width (W)	Length (L)	Bundle Ø max.	N	Material (p3)	Material Foot (p3)	Colour	Article-No.
T30REC5A		3.6	148	33	135	PA66HS	PA66HIRHS	Black (BK) ■	156-00003
T50SOSEC5A		4.6	150	31	225	PA66HS	PA66HIRHS	Black (BK) ■	150-40593
T50ROSEC5A		4.6	200	45	225	PA66HS	PA66HIRHS	Black (BK) ■	150-40591
T50SOSEC5B		4.6	150	31	135	PA66HS	PA66HIRHS	Black (BK) ■	156-40583
T50REC5B		2.5	200	45	225	PA66HS	PA66HIRHS	Black (BK) ■	150-40582
T50ROSEC5B		4.6	200	45	225	PA66HS	PA66HIRHS	Black (BK) ■	150-40581
T18REC21		4.6	100	18	80	PA66HS	PA66HIRHS	Black (BK) ■	156-01231
T50SOSEC21		4.6	150	35	225	PA66HS	PA66HIRHS	Black (BK) ■	150-00017
T50ROSEC21		4.6	200	45	225	PA66HS	PA66HIRHS	Black (BK) ■	155-300010
T50ROSEC22		4.6	200	45	225	PA66HS	PA66HIRHS	Black (BK) ■	156-00011
		4.6	200	45	225	PA66HS	PA66HIRHS	Black (BK) ■	156-00576
Q50REC5A		4.7	210	45	222	PA66W	PA66W	Black (BK) ■	156-01087
Q50REC5B		4.7	210	45	222	PA66W	PA66W	Black (BK) ■	156-01087

All dimensions in mm. Subject to technical changes.

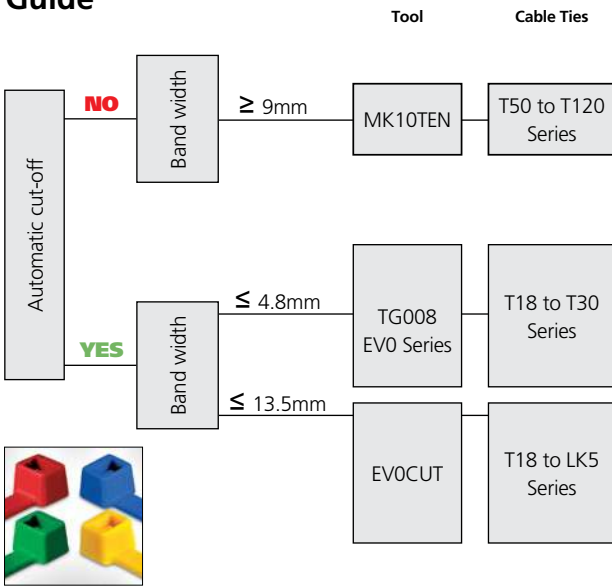
Recommended Tools

Type				
	TG008	MK10TEN	EVO7i	EV0CUT
Page	57	57	57	57

Suitable for the following industries:



Standard Nylon Cable Ties Selection Guide



Steel Frame (Nylon)

MK10TEN



- Adjusting tensioning force
- Lightweight tool ideal for continuous use in high volume production
- **T18, T50** and **T120** series cable ties
- Maximum width of tie: 9.5mm
- Dimensions (mm): 190(L) x 95(H) x 30(W)
- Weight: 500g



Nylon cable tie tensioned and cut i.e. no sharp edges

Steel Frame (Nylon)

TG008



- Adjusting tensioning force
- Lightweight tool ideal for continuous use in high volume production
- **T18, T30** and **T50** series cable ties
- Maximum width of tie: 4.8mm
- Dimensions (mm): 160(L) x 135(H) x 25(W)
- Weight: 300g



Nylon cable tie tensioned and cut i.e. no sharp edges

Plastic Frame (Nylon)

EVO7i



- Adjustable preset tensioning tool
- Tensions and automatically cuts cable ties up to 4.8mm wide
- Extremely low maintenance
- Housing made of resilient and lightweight glass fibre-reinforced polyester MIL approved
- Dimensions: (mm): 191(L) x 33(W)
- Weight (g): 781



Nylon cable tie tensioned and cut i.e. no sharp edges

Plastic Frame (Nylon)


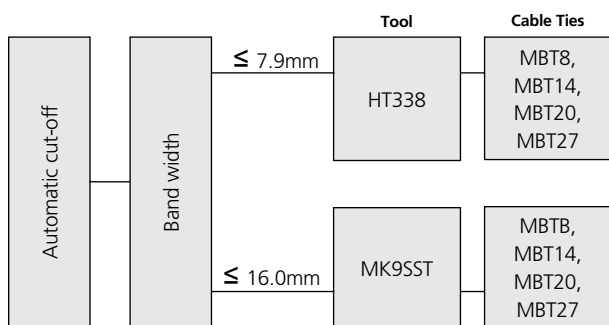
EVO CUT



RoHS ✓

- Cutting tool for nylon cable ties and fixing ties
- Prevents cable insulation from being damaged
- Cable tie can be cut off at any part of strap
- Single-handed operation
- Light-weighting plastic housing, ergonomic designed

Standard Metal Cable Ties Selection Guide



Plastic Frame (Stainless Steel)

HT338



- Fastens and automatically cut ties with adjustable bundling pressure
- Tension adjusting indicator
- Cable tie thickness up to 0.3mm. Width up to 7.9mm
- **MBT8, MBT14, MBT20** and **MBT27** cable ties



Stainless steel cable tie tensioned and cut i.e. no sharp edges

Plastic Frame (Stainless Steel)


MK9SST



- Lightweight tool ideal for continuous use in high volume production
- MBT series cable ties
- Maximum width: 4.6 - 16mm
- Dimensions (mm): 190(L) x 150(H) x 40(W)
- Weight: 600g
- Spare blades: **HT338BLD, HT385RAT, SPMK9SST**



Stainless steel cable tie tensioned and cut i.e. no sharp edges



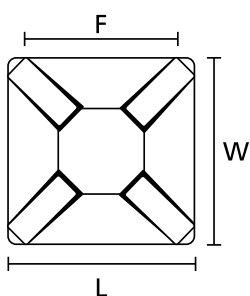
1.3 Cable Tie Mounts

Cable Tie Mounts	
- Self-Adhesive (TY-Series)	60
- High Performance Adhesive (FlexTack-Series).....	61
- Screw Fixing Mounts (LKC-and NY-Series)	62
- Detectable Cable Tie Mounts (MCMB-Series)	63
- Arrowhead Cradles (SFC-Series)	64
 Bundling Clips	
- Bundling Clips with Arrowhead	65
- Bundling Clips - Various	66
- Automatic Bundling.....	67-68
- Fixing Elements for Tubes and Harnesses with Automatic Locking Feature (IAHC-Series).....	69
- Wire Push in Clips (WPC-Series)	70
- Fixing Elements for Corrugated Tubing with Fir Ttree (CTC-Series).....	71
- Fixing Elements for Weld Studs (SB-, CT-Series)	72
- Bundling Clips (TC-and CH-Series)	73
- Plastic P-Clips.....	74

Self-Adhesive Cable Tie Mounts

TY-Series, PA66 (Black and Natural)

- Operating temperature -40°C to +85°C
- Screwable or self-adhesive versions
- Concave design to support larger diameter cables and bundles
- 2-way mounting base for safe guiding of cables and conduits
- Applications with minimal space
- Mounted before cable installation
- Used with standard cable ties



TY-Series: front view



TY-Series: side view



TY-Series mounts with rectangle design / screwable, self adhesive

HF ✓ RoHS ✓

i Locally manufactured

Type	Length (L)	Width (W)	Height (H)	Fixing Hole Ø (FH)	Strap Width max. (G)	Material (p3)	Colour	Adhesive	Article-No.
TY3BK	20	20	3.6	3	4	PA66	Black (BK) ■	Acrylic	151-01684
TY3NT	20	20	3.6	3	4	PA66	Natural (NT) ■	Acrylic	151-01686
TY8BK	30	30	4.4	4	8	PA66	Black (BK) ■	Acrylic	151-01688
TY8NT	30	30	4.4	4	8	PA66	Natural (NT) ■	Acrylic	151-01690

All dimensions in mm. Subject to technical changes.

Recommended Cable Ties

Cable Tie Series	Cable Tie Mount
T18-T30	TY3
T50-T120	TY8

Suitable for the following industries:



High Performance Cable Tie Mounts for Round and Angled Surfaces

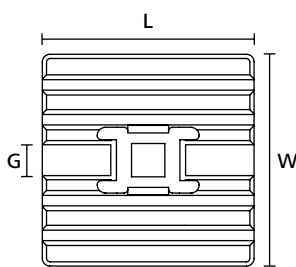
FlexTack-Series FMB, PA66HS (Black and White)

- Temperature resistance up to +105°C
- Flexible mount for round and angled surfaces
- Homogeneous system of acrylic adhesive
- Greater design freedom and offers uniform stress distribution along with weight reduction
- Adhesive with high cohesive strength
- Good weather resistance
- Innovative fixing solution for high (e.g. metal or glass) and low energy surfaces
- Protection foil with finger lift for easy peel
- Temperature resistance up to +105°C
- 4-Way entry for cable tie for quicker and more flexible installation

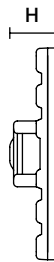


Flexible Cable tie mount (FlexTrack) in a concave application

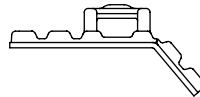
HF ✓ RoHS ✓



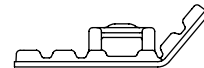
Flexible adhesive mount



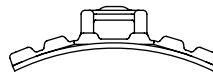
Flexible adhesive mount: side view



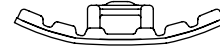
Flexible adhesive mount: Down angled, side view



Flexible adhesive mount: Up angled, side view



Flexible adhesive mount: Convex, side view



Flexible adhesive mount: Concave, side view

Type	Width (W)	Length (L)	Height (H)	Strap Width max. (G)	Material (p3)	Colour	Adhesive	Article-No.
FMB4APT-I	28	28	6.3	5.4	PA66HS	Black (BK) ■	Mod. Acrylic	151-01527
	28	28	6.3	5.4	PA66HS	White (WT) □	Mod. Acrylic	151-01528

All dimensions in mm. Subject to technical changes.

Minimum Order Quantity (MOQ) may differ from package content. Other packaging options may also be available.

Suitable for the following industries:



Screw Fixing Mounts

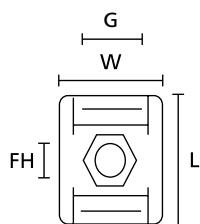
LKC- and NY-Series with Overlapping Curved Design

- Operating temperature -40°C to +85°C
- Curved design for additional cable support
- Simple to install with a screw or bolt
- Excellent security, particularly in areas of high vibration
- Wide variety of heavy duty cable ties up to 13mm width



Cable Tie Mounts LKC Series

RoHS



NY3256: Side view



NY3256

Type	Drawing	Width (W)	Length (L)	Height (H)	Hole Ø (FH)	Strap Width max. (G)	Material (p3)	Colour	Article-No.
LKC		17	25	13.5	5.5	8	PA66	Black (BK) ■	151-27010
		17	25	13.5	5.5	8	PA66	Natural (NT) ■	151-27019
LKCSF1		19	40	16	6	13	PA66W	Black (BK) ■	151-01683
		19	40	16.8	6	13	PA66	Natural (NT) ■	151-27219
		19	40	16.8	6	13	PA66	Black (BK) ■	151-27202
NY3256		12	13.5	7.8	3.1	8	PA66	Natural (NT) ■	151-25219

All dimensions in mm. Subject to technical changes.

Minimum Order Quantity (MOQ) may differ from package content. Other packaging options may also be available.

Suitable for the following industries:



EN 45545-2

Detectable Cable Tie Mounts

MCMB-Series, Screwable, PA66MP (Blue)

- Operating temperature -40°C to +85°C
- Distinctive blue colour for easy visual detection
- Simple to install with a screw or bolt
- Provides a secure fixing solution for routing cables, tubes and hoses
- 4-way entry for the cable tie leads to a quicker and more flexible installation
- Magnetic and X-Ray detectable, perfect for use with food and pharmaceutical grade detection equipment
- Total metal dispersion provides consistent detectability, even for small cut-off pieces
- Greatly reduces risk of contamination within food products
- Can support quality assurance in the production of food e.g. HACCP



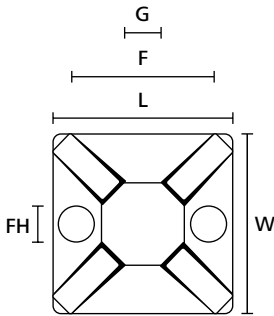
Detectable fixing solution containing of MCMB mount and MCT cable tie.



HF ✓ RoHS ✓



Ideally used with detectable cable ties (p39)



MCMB Mount



MCMB Mount: side view

Type	Width (W)	Length (L)	Height (H)	Fixing Hole Centres (F)	Hole Ø (FH)	Strap Width max. (G)	Material (p4)	Colour	Article-No.
MCMB3	19	19	3.8	13.2	3,1	3.5	PA66MP	Blue (BL) ■	151-01169
MCMB4	28	28	4.7	20.0	4	4.7	PA66MP	Blue (BL) ■	151-01170

All dimensions in mm. Subject to technical changes.
Minimum Order Quantity (MOQ) may differ from package content. Other packaging options may also be available.

Suitable for the following industries:



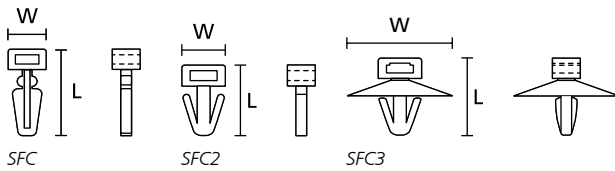
Arrowhead Cradle

SFC-Series, PA66 (Black and Natural)

- Arrowhead fixing for use in pre-drilled or punched holes
- SFC and SFC2 for ties up to 5.3mm wide
- SFC3 for ties up to 8.6mm wide



The SFC3 series for securely fixing and to route cables and pipes.



Type	Hole Ø (FH)	Panel Thickness	Width (W)	Length (L)	Strap Width max. (G)	Material (p3)	Colour	Article-No.
SFC2	6	0.8 - 1	6	14.5	5.3	PA66	Natural (NT) ■	151-02000
SFC	6	3.0 - 3.2	11	18	5.3	PA66	Natural (NT) ■	151-01600
SFC3	6.3	0.8 - 1.8	22	15.5	8.6	PA66	Black (BK) ■	151-01907
	6.3	0.8 - 1.8	22	15.5	8.6	PA66	Natural (NT) ■	151-01909

All dimensions in mm. Subject to technical changes.
Minimum Order Quantity (MOQ) may differ from package content. Other packaging options may also be available.

Suitable for the following industries:



Bundling Clips with Arrowhead

- Originally designed for Automotive industry
- Offer simple and easy methods of securing cables, hoses or pipes.
- Many applications within a wide range of industries.

Application		Description
  <p>Cables and leads can be fastened with a cable tie or adhesive tape to the bars of the mounting element.</p> <p>EC17 - Cables and leads can be fastened with adhesive tape to the bar of the mounting element.</p>	<p>Bundling Clips for Edges</p> <ul style="list-style-type: none"> • Easy assembly, just shuffle manually • Designed for edges of 1 - 3 and 1.5 - 4 mm • Integrated metal clamp holds clip firmly in place • Clamp consists of double tempered steel spring • ATS fixing elements can be tied automatically with tools ATS3080, AT2000 or AT2000CPK 	
  <p>TCSB5CYCC: Tapebar, Stud Retainer and ConnectorClip in just one article.</p> <p>The slim line BC series is particularly compact and flexible.</p>	<p>Bundling Clips for Weld Studs, Moveable</p> <ul style="list-style-type: none"> • Very flat bundling clip for 5 mm weld stud • Horizontal length tolerance compensation • Suitable for cables of reduced weight and diameter 	
  <p>Designed for defined distance of bundles to the hole.</p> <p>COW Clip used as tape-on clip.</p>	<p>Bundling clips for Round and Oval Holes</p> <ul style="list-style-type: none"> • Easy to install without the need for a tool • One fir tree foot part can be used for a variety of panel thicknesses • Suitable for use within threaded holes • Holding tabs prevent the tie slipping sideways • Versions for oval holes feature anti-twist protection 	

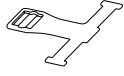
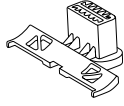
Bundling Clips for Edges

RoHS ✓

Type	Drawing	Panel Thickness	Width (W)	Length (L)	Height (H)	Material (p3)	Colour	Article-No.
EC14		1 - 3	10	40	12.4	PA66HIRHS	Black (BK) ■	151-03404

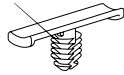
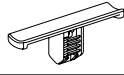
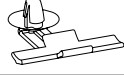
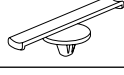
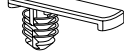
All dimensions in mm. Subject to technical changes.

Bundling Clips for Weld Studs, Moveable

Type	Drawing	Stud Ø	Length (L)	Length (L2)	Material (p3)	Colour	Article-No.
BC30		5	55	30	PA66HIRHS	Black (BK) ■	151-00016
BCUWS5-D5-25		5	50	-	PA66HIRHS	Natural (NT) ■	151-00851

All dimensions in mm. Subject to technical changes.

Bundling Clips for Round and Oval Holes

Type	Drawing	Hole Ø (FH)	Panel Thickness	Length (L)	Material (p3)	Colour	Article-No.
TC4FT6LG		6.3 - 7	0.6 - 5.1	37	PA66HIRHS	Black (BK) ■	151-00215
WICKELCLIP-VDS		6.3 x 9	0.6 - 2.5	40	PA66HIRHS	Black (BK) ■	155-16301
STAND-OFF-CLIP-2		6.5 - 6.8	0.4 - 1.6	40	PA66HIRHS	Black (BK) ■	155-01600
BCSFT6.5 16-3MD		6.3 - 6.7	1.5 - 3	55	PA66HIRHS	Black (BK) ■	155-11601
BCOWFT6M		6.5 - 7.0	0.6 - 3.5	27.3	PA66HIRHS	Natural (NT) ■	151-02227

All dimensions in mm. Subject to technical changes.

Suitable for the following industries:



Consult our Automotive Catalogue for additional variants



Automatic Bundling

(Black and Grey)

- Optimised for use automatic cable tying systems
- Easy to apply
- The fixing elements can be tied automatically with Autotool 2000 family and Autotool System 3080



Fixing Elements for Automatic bundling.

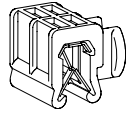
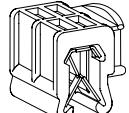
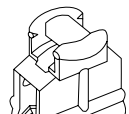
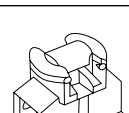
Bundling Clips for Automatic Cable Tying Systems

Type	Drawing	Panel Thickness	Hole Ø (FH)	Material (p3)	Colour	Article-No.
ATSBCEC35		1.5 - 4	-	PA66HIRHS	Black (BK) ■	102-68355
ATSBCSFT6.5		2.3 - 3.3	6.3 - 6.7	PA66HIRHS	Black (BK) ■	102-69066
ATSBCSFT6.5-MD		2 - 3	6.3 - 6.7	PA66HIRHS	Black (BK) ■	102-69065
ATSBCEC36		1.5 - 4	-	PA66HIRHS	Black (BK) ■	102-68365
ATSBCEC37		1.5 - 4	-	PA66HIRHS	Black (BK) ■	102-68375
ATSBCT6LG		0.6 - 5.1	6.3 - 7.0	PA66HIRHS	Black (BK) ■	102-67065
ATSBCEC38		1.5 - 4	-	PA66HSW	Black (BK) ■	102-68385
ATSBCKSFT6.5		0.7 - 1.3	6.3 - 6.7	PA66HIRHS	Black (BK) ■	102-69067
ATSBK2KSFT6.5		1.7 - 2.3	6.3 - 6.7	PA66HIRHS	Black (BK) ■	102-69068
ATSBKOWSFT6.5		2.3 - 3.3	6.3 - 6.7	PA46	Grey (GY) ■	102-69080
ATSBKCSFT6.5PT2.3-3.3		2.3 - 3.3	6.3 - 6.7	PA46	Grey (GY) ■	102-69089

Suitable for the following industries:

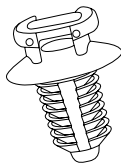
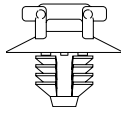
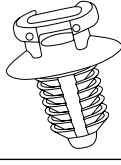
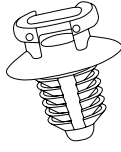


EdgeClips for Automatic Cable Tying Systems

Type	Drawing	Panel Thickness	Material (p3)	Colour	Article-No.
ATSEC38		1.5 - 4	PA66HIRHS	Black (BK) ■	102-68380
ATSEC37		1.5 - 4	PA66HIRHS	Black (BK) ■	102-68370
ATSEC35		1.5 - 4	PA66HIRHS	Black (BK) ■	102-68350
ATSEC36		1.5 - 4	PA66HIRHS	Black (BK) ■	102-68360

All dimensions in mm. Subject to technical changes.

Fir Tree Clips for Automatic Cable Tying Systems

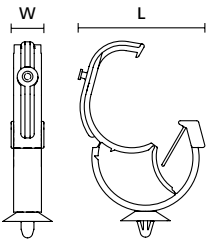
Type	Drawing	Hole Ø (FH)	Panel Thickness	Material (p3)	Colour	Article-No.
ATSFT5LG		4.5 - 5	0.7 - 8	PA66HIRHS	Black (BK) ■	102-67050
ATSFT6		6.3 - 7	0.8 - 3	PA66HIRHS	Black (BK) ■	102-67060
ATSFT6LG		6.5 - 7.1	0.6 - 6	PA66HIRHS	Black (BK) ■	102-67062
ATSFT8GSD		8 - 8.5	1.5 - 4	PA66HIRHS	Black (BK) ■	102-67081

All dimensions in mm. Subject to technical changes.

Fixing Elements for Tubes and Harnesses with Automatic Locking Feature

IAHC-Series, Connectable with Arrowhead (Black)

- Operating temperature -40°C to +105°C
- Push and click closure
- Coupling elements of the IAHC variants allow parts to interconnect
- Clip is clicked into a specific hole
- IAHC()T can only be connected with another IAHC element



AHC()AH



IAHC elements can be connected.

RoHS ✓

Type	Drawing	Hole Ø (FH)	Bundle Ø max.	Width (W)	Length (L)	Material (p3)	Colour	Article-No.
IAHC3AH		6.2 - 6.7	28	13.5	40	PA66HIRHS	Black (BK) ■	151-00378
IAHC4AH		6.2 - 6.7	36	13.5	53	PA66HIRHS	Black (BK) ■	151-00382
IAHC5BH		6.2 x 12.2	45	13.5	57	PA66HIRHS	Black (BK) ■	151-00384
IAHC3CH		6.2 x 12.2	28	10	47	PA66HIRHS	Black (BK) ■	151-00381
IAHC4CH		6.2 x 12.2	36	13.5	53	PA6HIRHS	Black (BK) ■	151-00383
IAHC3EH		6.2 x 12.2	28	13.5	44.5	PA66HIRHS	Black (BK) ■	151-00489
IAHC5FH		6.2 x 12.2	45	13.5	61.5	PA66HIRHS	Black (BK) ■	151-00787

All dimensions in mm. Subject to technical changes.

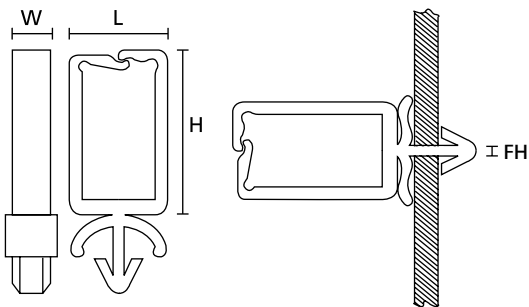
Suitable for the following industries:



Wire Push in Clips

WPC-Series, PA66 (Natural)

- Accept single or multiple wires
- Simply push wires into place
- Self-locking to prevent accidental removal
- Arrowhead design for simple and secure installation
- Access to panel only needed from one side



WPC Wire Push In Clip (side view, front view, in application)



Wire Push In Clip

RoHS ✓

Type	Hole Ø (FH)	Panel Thickness	Width (W)	Length (L)	Height (H)	Material (p3)	Colour	Article-No.
WPC5	4.7	0.8 - 4	5.3	15	12.7	PA66	Natural (NT) ■	151-75059
WPC10	4.7	0.8 - 4	5.3	15	17.7	PA66	Natural (NT) ■	151-75109
WPC15	4.7	0.8 - 4	5.3	15	22.7	PA66	Natural (NT) ■	151-75159
WPC20	4.7	0.8 - 4	5.3	15	27.7	PA66	Natural (NT) ■	151-75209

All dimensions in mm. Subject to technical changes.

Suitable for the following industries:



Fixing Elements for Corrugated Tubing, with Fir Tree

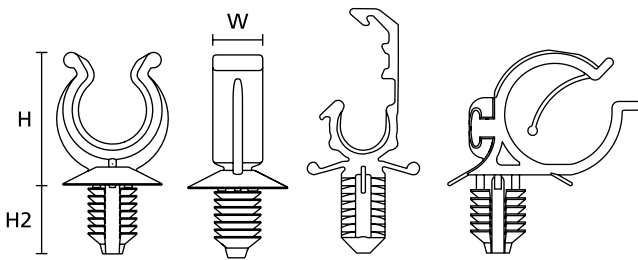
CTC and CNCTC-Series, PA66HIRHS (Black)

- CTC clamps for a variety of nominal diameters
- Fir tree foot part can be used for a variety of panel thicknesses
- Suitable for use within threaded holes
- Tube is guided accurately by clicking
- Axial slipping is prevented by the inside profile of the clamp



Tubing is clicked into CTC clamp and held firmly

RoHS ✓



CTC-Series

CNCTC8FT6.5LG CTCFT6

Type	Width (W)	Height (H)	Height (H2)	Hole Ø (FH)	Panel Thickness	Nominal Ø	Disc Ø	Material (p3)	Colour	Article-No.
CTC4.5FT6LG	8	16.1	11.1	6.5 - 7	0.8 - 6	4.5	16	PA66HIRHS	Black (BK) ■	151-14314
CTC7.5FT6LG	8	18.6	11.1	6.5 - 7	0.8 - 6	7.5	16	PA66HIRHS	Black (BK) ■	151-14313
CTC7.5FT9	8	19.9	12.2	8.7 - 9	3 - 5	7.5	23	PA66HIRHS	Black (BK) ■	155-31602
CTC10FT6	8	21.4	7.5	6.5 - 7	0.8 - 3	10	16	PA66HIRHS	Black (BK) ■	151-14311
CTC10FT6LG	8	21.4	11.1	6.5 - 7	0.8 - 6	10	16	PA66HIRHS	Black (BK) ■	151-00018
CTC10FT9	8	22.7	12.2	8.7 - 9	3 - 5	10	23	PA66HIRHS	Black (BK) ■	155-17801
CTC13FT6	8	25.2	7.5	6.5 - 7	0.8 - 3	13	16	PA66HIRHS	Black (BK) ■	151-14312
CTC13FT6LG	8	25.2	11.1	6.5 - 7	0.8 - 6	13	16	PA66HIRHS	Black (BK) ■	151-00019
CTC22FT9	8	37.7	12.2	8.7 - 9	3 - 5	22	23	PA66HIRHS	Black (BK) ■	155-25201
CTCL4.5FT6LG	10	14.3	10.7	6.5 - 7	0.8 - 6	4.5	16	PA66HIRHS	Black (BK) ■	151-01115

All dimensions in mm. Subject to technical changes.

CTCF

Type	Width (W)	Height (H)	Height (H2)	Hole Ø (FH)	Panel Thickness	Nominal Ø	Material (p3)	Colour	Article-No.
CTCF6	11	18.5	9.3	6.3 - 6.7	0.7 - 4.5	15	PA66HIRHS	Black (BK) ■	151-00783

CNCTC-Series with cover

Type	Width (W)	Height (H)	Height (H2)	Hole Ø (FH)	Panel Thickness	Nominal Ø	Material (p3)	Colour	Article-No.
CNCTC8FT6.5LG	10	11	11.4	6.5 - 6.7	1 - 6	7	PA66HIRHS	Black (BK) ■	151-01038
	10	11	11.4	6.5 - 6.7	1 - 6	7	PA66HIRHS	Blue (BL) ■	151-01177
LC9FTOVAL	10	37.7	13.2	6.2 x 12.2	0.6 - 6.8	-	PA66HIRHS	Black (BK) ■	151-01880

Suitable for the following industries:



Fixing Elements for Weld Studs

SB- and CT-Series, PA66 (Black)

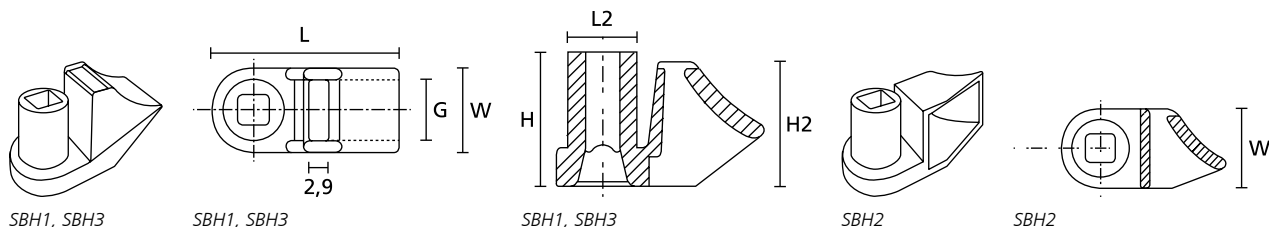
- Simple and quick method of fixing
- SBH types simply hammered onto the stud
- SBH1 and SBH3 allow cables to run across the panel
- SBH2 allow cables to run at 90° to the panel



SBH2 allow cables to run at 90° to panel

SB-Series

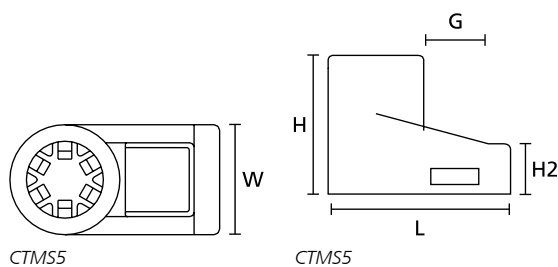
RoHS ✓



Type	Width (W)	Length (L)	Length (L2)	Height (H)	Height (H2)	Stud Ø	Strap Width max. (G)	Material (p3)	Colour	Article-No.
SBH1	12.5	26.8	9	13.9	15.9	5	8.5	PA66	Black (BK) ■	151-26150
SBH2	12.5	26.8	9	14	12.5	5	8.5	PA66	Black (BK) ■	151-26250
SBH3	12.5	26.8	9	18	15.9	5	8.5	PA66	Black (BK) ■	150-18900

All dimensions in mm. Subject to technical changes.

CT-Series



Type	Width (W)	Length (L)	Height (H)	Height (H2)	Stud Ø	Strap Width max. (G)	Material (p3)	Colour	Article-No.
CTMS5	10	19	14.5	5.3	5	5	PA66	Black (BK) ■	151-03301

All dimensions in mm. Subject to technical changes.

Bundling Clips

TC- and CH-Series (Black)

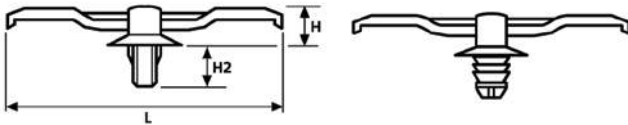
- Bundling of cables and cable looms
- Fastened onto winding bar with binding twine, adhesive tape or cable ties
- Various base geometries for wide variety of metal gauges and bore diameters
- Easy to install without the need for a tool
- Suitable for use within threaded holes
- Holding tabs prevent the tie slipping sideways
- Horizontal length tolerance compensation
- Oval holes feature anti-twist protection options available



CHA2 with fir tree base and length tolerance compensation for precise cable routing even in difficult conditions

RoHS ✓

i Locally manufactured

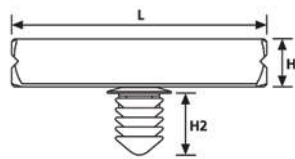


TapeClip CHA1

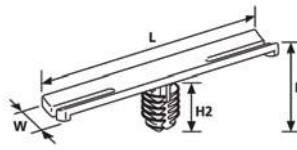
TapeClip CHA2



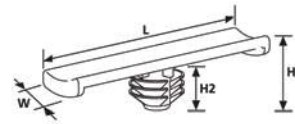
TapeClip CHDP66



TapeClip CHDP66



TapeClip TC2FT6LG



TapeClip TC5FT6S

Type	Length (L)	Width (W)	Height (H)	Height (H2)	Fixing Hole Ø (FH)	Panel Thickness min.	Panel Thickness max.	Material (p3)	Colour	Article-No.
CHA1	54	6	7.7	8.2	6.3-7	0.5	1.2	PA66HS	Black (BK) ■	150-08110
CHA2	54	6	7.7	8	6.5-7	0.8	2	PA66	Black (BK) ■	151-02901
TC2FT6LG	55	9	12.5	11	6.3-7	0.6	5.1	PA66HIRHS	Black (BK) ■	151-00020
TC5FT6S	37	8	8.2	5	6.5-7	0.75	1.5	PA66HIRHS	Black (BK) ■	150-95500
CHDP66	40	10	8.5	9.7	6.6	0.8	4.5	PA66	Black (BK) ■	151-01840

All dimensions in mm. Subject to technical changes.

Suitable for the following industries:



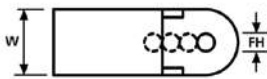
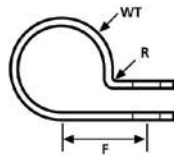
Plastic P-Clips

NX-Series (Black and Natural)

- Operating temperature -40°C to +105°C, (+145°C, 500h)
- Good temperature resistance and high strength
- Wide range of sizes for every application
- permanent, or semi-permanent cable fixings
- Can be used without cable ties
- Natural available on request



P-Clip NX



P-Clip NX8-14

P-Clip H1P-H18P

Type	Bag Code	Width (W)	Wall (WT)	Fixing Hole Ø (FH)	Bundle Ø max.	Fixing Hole Centres (F)	Radius (R)	Material (p3)	Colour	Article-No.
NX0	H1P	10	0.8	4.2	3.2	8.5	0.5	PA66HS	Black (BK) ■	211-60000
NX1	H2P	10	1	4.2	5	9.5	1	PA66HS	Black (BK) ■	211-60001
NX2	H3P	10	1	4.2	6.5	10	1	PA66HS	Black (BK) ■	211-60002
NX3	H4P	10	1.2	4.2	8	10	1	PA66HS	Black (BK) ■	211-60003
NX3WT	H4P	10	1.2	4.2	8	10	1	PA66	Natural (NT) ■	211-60049
NX4	H5P	10	1.2	4.2	9.5	11	1	PA66HS	Black (BK) ■	211-60004
NX5	H6P	10	1.2	4.2	11	13	1	PA66HS	Black (BK) ■	211-60006
NX6	H7P	10	1.2	4.2	12.5	14	1.5	PA66HS	Black (BK) ■	211-60007
NX8	NX8	10	1.3	4.2	12.5	14	1.5	PA66	Black (BK) ■	211-60008
NX11	NX11	12.6	1.3	4.2	20	14	1.5	PA66	Black (BK) ■	211-60009

All dimensions in mm. Subject to technical changes.



1.4 Ratchet P-Clamps

Ratchet P-Clamp Features	76
Ratchet P-Clamp Family	77
- Ratchet P-Clamps Size A	78
- Angled Ratchet P-Clamps Size A	79
- Ratchet P-Clamps Size B	80
- Series 6 Ratchet P-Clamp Solar Hangers Size B - C	81
- Angled Ratchet P-Clamps Size B	82
- Ratchet P-Clamps Size C	83
- Angled Ratchet P-Clamps Size C	84
- Ratchet P-Clamps Size D	85
- Angled Ratchet P-Clamps Size D	86
- Stainless Steel Ratchet P-Clamps Size A	87
- Angled Stainless Steel Ratchet P-Clamps Size A	88
- Stainless Steel Ratchet P-Clamps Size B	89
- Angled Stainless Steel Ratchet P-Clamps Size B	90
- Stainless Steel Ratchet P-Clamps Size C	91
- Angled Stainless Steel Ratchet P-Clamps Size C	92
- Stainless Steel Ratchet P-Clamps Size D	93
- Angled Stainless Steel Ratchet P-Clamps Size D	94
- Stainless Steel Ratchet P-Clamps Size F	95
Inline Ratchet P-Clamps	
- Oval Fir Tree Mount	96
- Round Fir Tree Mount	97
- Adhesive Mount	98

Ratchet P-Clamp Features



Ratchet P-Clamps



Inline Ratchet P-Clamps



Ratchet P-Clamp Family

Size



Size A



Size B



Size C



Size D



Size F

Angle/Length Variant



15° Short



30° Short



30° Long



90° Short



90° Long



180° Short



180° Medium



180° Long

Inline Ratchet P-Clamps



Oval 7 x 12 mm



Oval 9 x 17 mm



Round 6.5 mm



Round 9 mm



Self-Adhesive

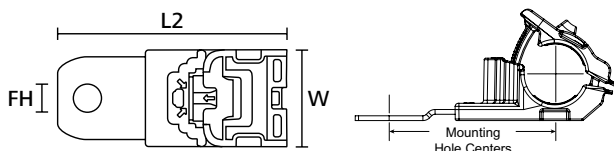
Ratchet P-Clamps

Size A: Bundle Diameters 6.2 - 13.7mm (Black)

- Temperature -40°C to +105°C
- One-piece ratchet closure allows for easy installation by hand during pre- or final assembly
- Easy release feature simplifies quick adjustments and maintenance
- Impact modified, heat and UV stabilized PA66 provides long-term durability, indoors and out
- Zinc-plated steel mounting plate tolerates high torque and is treated to resist chemicals and salt spray
- Straight, 180° mounting plate is ideal for applications requiring a flush mount set off from the mounting hole
- Non-destructive easy release with a flat-head screwdriver, allows clamp to be reused, adjusted without removing or replacing any bolts or screws
- Flammability UL 94 HB



RoHS ✓



Type	Drawing	Angle/Length Variant	Length (L2) (mm)	Width (W) (mm)	N	Mounting Hole Centre (mm)	Mounting Hole Ø (FH) (mm)	Qty	Article-No.	
RCA180SM6		180° Short	83.1	34.9	445.0	50.5	6.5	5	151-01670	
		180° Short	83.1	34.9	445.0	50.5	6.5	30	151-03035	
		180° Short	83.1	34.9	445.0	50.5	6.5	300	151-01637	
RCA180SM8		180° Short	83.1	34.9	445.0	50.5	8.3	30	151-03036	
		180° Short	83.1	34.9	445.0	50.5	8.3	300	151-01416	
		180° Short	83.1	34.9	445.0	50.5	10.3	300	151-01417	
RCA180SM10		180° Short	83.1	34.9	445.0	50.5	13.0	300	151-01418	
RCA180MM6			180° Medium	105.1	34.9	445.0	72.5	6.5	200	151-01638
RCA180MM8			180° Medium	105.1	34.9	445.0	72.5	8.3	200	151-01419
RCA180MM10			180° Medium	105.1	34.9	445.0	72.5	10.3	200	151-01420
RCA180MM12			180° Medium	105.1	34.9	445.0	72.5	13.0	200	151-01421
RCA180LM6			180° Long	134.1	34.9	445.0	101.5	6.5	200	151-01639
RCA180LM8	180° Long		134.1	34.9	445.0	101.5	8.3	200	151-01422	
RCA180LM10	180° Long		134.1	34.9	445.0	101.5	10.3	200	151-01423	
RCA180LM12	180° Long		134.1	34.9	445.0	101.5	13.0	200	151-01424	

Dimensions are approximate and subject to technical changes.

Suitable for the following industries:



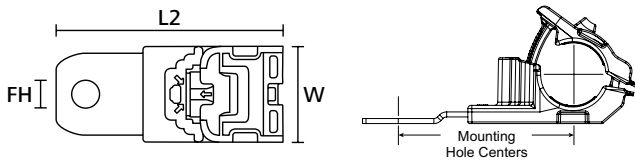
Angled Ratchet P-Clamps

Size A: Bundle Diameters 6.2 - 13.7mm (Black)

- Temperature -40°C to +105°C
- One-piece ratchet closure allows for easy installation by hand during pre- or final assembly
- Easy release feature simplifies quick adjustments and maintenance
- Non-destructive easy release with a flat-head screwdriver, allows clamp to be reused, adjusted without removing or replacing any bolts or screws
- Impact modified, heat and UV stabilized PA66 provides long-term durability, indoors and out
- Zinc-plated steel mounting plate tolerates high torque and is treated to resist chemicals and salt spray
- Angled mounting plates are ideal for stacking RPCs or for avoiding obstructions or heat sources
- Flammability UL 94 HB
- Material: Polyamide 6.6 high impact modified, heat and UV stabilized (PA66HIRHSUV), Steel (ST), Zinc plated (ZN)



RoHS ✓



Type	Drawing	Angle/Length Variant	Length (L2) (mm)	Width (W) (mm)	N	Mounting Hole Centre (mm)	Mounting Hole Ø (FH) (mm)	Qty	Article-No.
RCA15SM6		15° Short	86.9	34.9	445.0	54.7	6.5	300	151-01640
RCA15SM8		15° Short	86.9	34.9	445.0	54.7	8.3	300	151-01425
RCA15SM10		15° Short	86.9	34.9	445.0	54.7	10.3	300	151-01426
RCA15SM12		15° Short	86.9	34.9	445.0	54.7	13.0	300	151-01427
RCA30SM6		30° Short	78.5	34.9	445.0	47.7	6.5	300	151-01641
RCA30SM8		30° Short	78.5	34.9	445.0	47.7	8.3	300	151-01428
RCA30SM10		30° Short	78.5	34.9	445.0	47.7	10.3	300	151-01429
RCA30SM12		30° Short	78.5	34.9	445.0	47.7	13.0	300	151-01430
RCA30LM6		30° Long	103.2	34.9	445.0	47.7	6.5	200	151-01642
RCA30LM8		30° Long	103.2	34.9	445.0	72.4	8.3	200	151-01431
RCA30LM10		30° Long	103.2	34.9	445.0	72.4	10.3	200	151-01432
RCA30LM12		30° Long	103.2	34.9	445.0	72.4	13.0	200	151-01433
RCA90SM6		90° Short	68.8	34.9	445.0	72.4	6.5	300	151-01643
RCA90SM8		90° Short	68.8	34.9	445.0	24.9	8.3	300	151-01434
RCA90SM10		90° Short	68.8	34.9	445.0	24.9	10.3	300	151-01435
RCA90SM12		90° Short	68.8	34.9	445.0	24.9	13.0	300	151-01436
RCA90LM6		90° Long	96.8	34.9	445.0	24.9	6.5	200	151-01644
RCA90LM8		90° Long	96.8	34.9	445.0	24.9	8.3	200	151-01437
RCA90LM10		90° Long	96.8	34.9	445.0	24.9	10.3	200	151-01438
RCA90LM12		90° Long	96.8	34.9	445.0	24.9	13.0	200	151-01439

Dimensions are approximate and subject to technical changes.



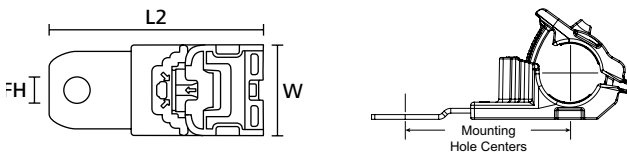
Ratchet P-Clamps

Size B: Bundle Diameters 12.7 - 19.5mm (Black)

- Temperature -40°C to +105°C
- One-piece ratchet closure allows for easy installation by hand during pre- or final assembly
- Easy release feature simplifies quick adjustments and maintenance
- Impact modified, heat and UV stabilized PA66 provides long-term durability, indoors and out
- Zinc-plated steel mounting plate tolerates high torque and is treated to resist chemicals and salt spray
- Straight, 180° mounting plate is ideal for applications requiring a flush mount set off from the mounting hole
- Non-destructive easy release with a flat-head screwdriver, allows clamp to be reused, adjusted without removing or replacing any bolts or screws
- Flammability UL 94 HB
- Material: Polyamide 6.6 high impact modified, heat and UV stabilized (PA66HIRHSUV), Steel (ST), Zinc plated (ZN)



RoHS ✓



Type	Drawing	Angle/Length Variant	Length (L2) (mm)	Width (W) (mm)	N	Mounting Hole Centre (mm)	Mounting Hole Ø (FH) (mm)	Qty	Article-No.
RCB180SM6		180° Short	83.1	34.9	445.0	52.8	6.5	5	151-01671
		180° Short	83.1	34.9	445.0	52.8	6.5	20	151-03038
		180° Short	83.1	34.9	445.0	52.8	6.5	280	151-01645
RCB180SM8		180° Short	83.1	34.9	445.0	52.8	8.3	20	151-03039
		180° Short	83.1	34.9	445.0	52.8	8.3	280	151-01440
RCB180SM10		180° Short	83.1	34.9	445.0	52.8	10.3	20	151-03037
		180° Short	83.1	34.9	445.0	52.8	10.3	280	151-01390
RCB180SM12		180° Short	83.1	34.9	445.0	52.8	13.0	280	151-01441
RCB180MM6		180° Medium	105.1	34.9	445.0	74.8	6.5	200	151-01646
RCB180MM8		180° Medium	105.1	34.9	445.0	74.8	8.3	200	151-01442
RCB180MM10		180° Medium	105.1	34.9	445.0	74.8	10.3	200	151-01443
RCB180MM12		180° Medium	105.1	34.9	445.0	74.8	13.0	200	151-01444
RCB180LM6		180° Long	134.1	34.9	445.0	103.8	6.5	200	151-01647
RCB180LM8		180° Long	134.1	34.9	445.0	103.8	8.3	200	151-01445
RCB180LM10		180° Long	134.1	34.9	445.0	103.8	10.3	200	151-01446
RCB180LM12		180° Long	134.1	34.9	445.0	103.8	13.0	200	151-01447

Dimensions are approximate and subject to technical changes.

Suitable for the following industries:



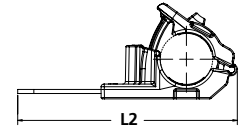
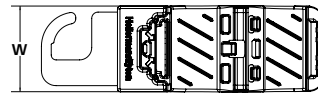
Series 6 Ratchet P-Clamp Solar Hangers

Series 6 RPC Hanger

- Temperature -40°C to +105°C
- Impact modified, heat and UV stabilized PA66 provides long-term durability in solar applications
- One-piece ratchet closure design allows for easy installation by hand during pre- or final assembly on First Solar Modules
- Integrated release feature allows for quick adjustments and maintenance
- First Solar specific steel mounting hanger tolerates high torque and is chemicals resistant
- Non-destructive easy release with a flat-head screwdriver, allows clamp to be reused, adjusted without removing it
- Adjustable clamp can be closed by hand to desired diameter, replacing multiple sizes of fixed diameter fasteners
- Flammability UL 94 HB
- Material: Polyamide 6.6 high impact modified, heat and UV stabilized (PA66HIRHSUV), Zinc plated (ZN)



RoHS ✓



Size B: Series 6 RPC Hanger for Bundle Diameters 12.7 - 19.5mm

Type	Min. Bundle Diameter (mm)	Max. Bundle Diameter (mm)	Length (L2) (mm)	Width (W) (mm)	N	Mounting Hole Ø (FH) (mm)	Qty	Article-No.
RCBHANGER	12.7	19.5	81.7	34.9	445.0	5.6	280	151-02875

Dimensions are approximate and subject to technical changes.

Size C: Series 6 RPC Hanger for Bundle Diameters 19.4 - 36.0mm



RoHS ✓

Type	Min. Bundle Diameter (mm)	Max. Bundle Diameter (mm)	Length (L2) (mm)	Width (W) (mm)	N	Mounting Hole Ø (FH) (mm)	Qty	Article-No.
RCCHANGER	19.4	36.0	101.7	34.9	445.0	5.6	160	151-03057

Dimensions are approximate and subject to technical changes.

Suitable for the following industries:



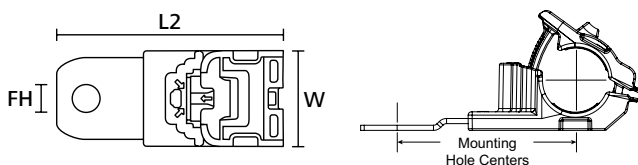
Angled Ratchet P-Clamps

Size B: Bundle Diameters 12.7 - 19.5mm (Black)

- Temperature -40°C to +105°C
- One-piece ratchet closure allows for easy installation by hand during pre- or final assembly
- Easy release feature simplifies quick adjustments and maintenance
- Impact modified, heat and UV stabilized PA66 provides long-term durability, indoors and out
- Zinc-plated steel mounting plate tolerates high torque and is treated to resist chemicals and salt spray
- Angled mounting plates are ideal for stacking RPCs or for avoiding obstructions or heat sources
- Non-destructive easy release with a flat-head screwdriver, allows clamp to be reused, adjusted without removing or replacing any bolts or screws
- Flammability UL 94 HB
- Material: Polyamide 6.6 high impact modified, heat and UV stabilized (PA66HIRHSUV), Steel (ST), Zinc plated (ZN)



RoHS ✓



Type	Drawing	Angle/Length Variant	Length (L2) (mm)	Width (W) (mm)	N	Mounting Hole Centre (mm)	Mounting Hole Ø (FH) (mm)	Qty	Article-No.
RCB15SM6		15° Short	86.9	34.9	445.0	56.5	6.5	280	151-01648
RCB15SM8		15° Short	86.9	34.9	445.0	56.5	8.3	280	151-01448
RCB15SM10		15° Short	86.9	34.9	445.0	56.5	10.3	280	151-01449
RCB15SM12		15° Short	86.9	34.9	445.0	56.5	13.0	280	151-01450
RCB30SM6		30° Short	78.5	34.9	445.0	48.8	6.5	280	151-01649
RCB30SM8		30° Short	78.5	34.9	445.0	48.8	8.3	280	151-01451
RCB30SM10		30° Short	78.5	34.9	445.0	48.8	10.3	280	151-01452
RCB30SM12		30° Short	78.5	34.9	445.0	48.8	13.0	280	151-01453
RCA30LM6		30° Long	103.2	34.9	445.0	73.5	6.5	200	151-01650
RCA30LM8		30° Long	103.2	34.9	445.0	73.5	8.3	200	151-01454
RCA30LM10		30° Long	103.2	34.9	445.0	73.5	10.3	200	151-01455
RCA30LM12		30° Long	103.2	34.9	445.0	73.5	13.0	200	151-01456
RCA90SM6		90° Short	68.8	34.9	445.0	26.7	6.5	280	151-01651
RCA90SM8		90° Short	68.8	34.9	445.0	26.7	8.3	280	151-01457
RCA90SM10		90° Short	68.8	34.9	445.0	26.7	10.3	280	151-01458
RCA90SM12		90° Short	68.8	34.9	445.0	26.7	13.0	280	151-01459
RCA90LM6		90° Long	96.8	34.9	445.0	26.7	6.5	200	151-01652
RCA90LM8		90° Long	96.8	34.9	445.0	26.7	8.3	200	151-01460
RCA90LM10		90° Long	96.8	34.9	445.0	26.7	10.3	200	151-01461
RCA90LM12		90° Long	96.8	34.9	445.0	26.7	13.0	200	151-01462

Dimensions are approximate and subject to technical changes.



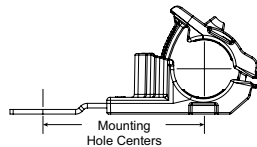
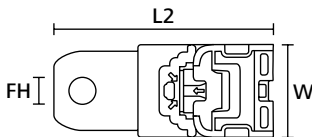
Ratchet P-Clamps

Size C: Bundle Diameters 19.4 - 36.0mm (Black)

- Temperature -40°C to +105°C
- One-piece ratchet closure allows for easy installation by hand during pre- or final assembly
- Easy release feature simplifies quick adjustments and maintenance
- Impact modified, heat and UV stabilized PA66 provides long-term durability, indoors and out
- Zinc-plated steel mounting plate tolerates high torque and is treated to resist chemicals and salt spray
- Straight, 180° mounting plate is ideal for applications requiring a flush mount set off from the mounting hole
- Non-destructive easy release with a flat-head screwdriver, allows clamp to be reused, adjusted without removing or replacing any bolts or screws
- Flammability UL 94 HB
- Material: Polyamide 6.6 high impact modified, heat and UV stabilized (PA66HIRHSUV), Steel (ST), Zinc plated (ZN)



RoHS ✓



Type	Drawing	Angle/Length Variant	Length (L2) (mm)	Width (W) (mm)	N	Mounting Hole Centre (mm)	Mounting Hole Ø (FH) (mm)	Qty	Article-No.
RCC180SM6		180° Short	103.0	34.9	445.0	62.3	6.5	5	151-01672
		180° Short	103.0	34.9	445.0	62.3	6.5	20	151-03041
		180° Short	103.0	34.9	445.0	62.3	6.5	280	151-01653
RCC180SM8		180° Short	103.0	34.9	445.0	62.3	8.3	20	151-01474
RCC180SM10		180° Short	103.0	34.9	445.0	62.3	10.3	280	151-03040
RCC180SM12		180° Short	103.0	34.9	445.0	62.3	10.3	20	151-01475
RCC180SM12		180° Short	103.0	34.9	445.0	62.3	13.0	280	151-01476
RCC180MM6		180° Medium	125.0	34.9	445.0	84.3	6.5	200	151-01654
RCC180MM8		180° Medium	125.0	34.9	445.0	84.3	8.3	200	151-01477
RCC180MM10		180° Medium	125.0	34.9	445.0	84.3	10.3	200	151-01478
RCC180MM12		180° Medium	125.0	34.9	445.0	84.3	13.0	200	151-01479
RCC180LM6		180° Long	154.0	34.9	445.0	113.3	6.5	140	151-01655
RCC180LM8		180° Long	154.0	34.9	445.0	113.3	8.3	140	151-01480
RCC180LM10		180° Long	154.0	34.9	445.0	113.3	10.3	140	151-01481
RCC180LM12		180° Long	154.0	34.9	445.0	113.3	13.0	140	151-01482

Dimensions are approximate and subject to technical changes.

Suitable for the following industries:



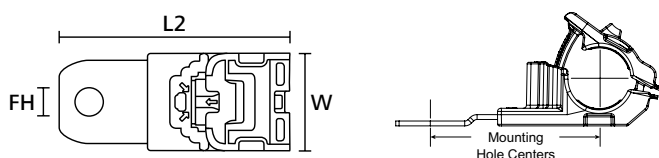
Angled Ratchet P-Clamps

Size C: Bundle Diameters 19.4 - 36.0mm (Black)

- Temperature -40°C to +105°C
- One-piece ratchet closure allows for easy installation by hand during pre- or final assembly
- Easy release feature simplifies quick adjustments and maintenance
- Impact modified, heat and UV stabilized PA66 provides long-term durability, indoors and out
- Zinc-plated steel mounting plate tolerates high torque and is treated to resist chemicals and salt spray
- Angled mounting plates are ideal for stacking RPCs or for avoiding obstructions or heat sources
- Non-destructive easy release with a flat-head screwdriver, allows clamp to be reused, adjusted without removing or replacing any bolts or screws
- Flammability UL 94 HB
- Material: Polyamide 6.6 high impact modified, heat and UV stabilized (PA66HIRHSUV), Steel (ST), Zinc plated (ZN)



RoHS ✓



Type	Drawing	Angle/Length Variant	Length (L2) (mm)	Width (W) (mm)	N	Mounting Hole Centre (mm)	Mounting Hole Ø (FH) (mm)	Qty	Article-No.
RCC15SM6		15° Short	103.5	34.9	445.0	62.3	6.5	160	151-01648
RCC15SM8		15° Short	103.5	34.9	445.0	62.3	8.3	160	151-01448
RCC15SM10		15° Short	103.5	34.9	445.0	62.3	10.3	160	151-01449
RCC15SM12		15° Short	103.5	34.9	445.0	62.3	13.0	160	151-01450
RCC30SM6		30° Short	90.2	34.9	445.0	50.5	6.5	160	151-01649
RCC30SM8		30° Short	90.2	34.9	445.0	50.5	8.3	160	151-01451
RCC30SM10		30° Short	90.2	34.9	445.0	50.5	10.3	160	151-01452
RCC30SM12		30° Short	90.2	34.9	445.0	50.5	13.0	160	151-01453
RCC30LM6		30° Long	114.9	34.9	445.0	75.2	6.5	140	151-01650
RCC30LM8		30° Long	114.9	34.9	445.0	75.2	8.3	140	151-01454
RCC30LM10		30° Long	114.9	34.9	445.0	75.2	10.3	140	151-01455
RCC30LM12		30° Long	114.9	34.9	445.0	75.2	13.0	140	151-01456
RCC90SM6		90° Short	101.2	34.9	445.0	39.9	6.5	140	151-01651
RCC90SM8		90° Short	101.2	34.9	445.0	39.9	8.3	140	151-01457
RCC90SM10		90° Short	101.2	34.9	445.0	39.9	10.3	140	151-01458
RCC90SM12		90° Short	101.2	34.9	445.0	39.9	13.0	140	151-01459
RCC90LM6		90° Long	129.2	34.9	445.0	39.9	6.5	140	151-01652
RCC90LM8		90° Long	129.2	34.9	445.0	39.9	8.3	140	151-01460
RCC90LM10		90° Long	129.2	34.9	445.0	39.9	10.3	140	151-01461
RCC90LM12		90° Long	129.2	34.9	445.0	39.9	13.0	140	151-01462

Dimensions are approximate and subject to technical changes.



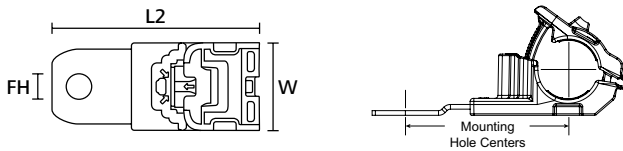
Ratchet P-Clamps

Size D: Bundle Diameters 36.0 - 51.0mm (Black)

- Temperature -40°C to +105°C
- One-piece ratchet closure allows for easy installation by hand during pre- or final assembly
- Easy release feature simplifies quick adjustments and maintenance
- Impact modified, heat and UV stabilized PA66 provides long-term durability, indoors and out
- Zinc-plated steel mounting plate tolerates high torque and is treated to resist chemicals and salt spray
- Straight, 180° mounting plate is ideal for applications requiring a flush mount set off from the mounting hole
- Non-destructive easy release with a flat-head screwdriver, allows clamp to be reused, adjusted without removing or replacing any bolts or screws
- Flammability UL 94 HB
- Material: Polyamide 6.6 high impact modified, heat and UV stabilized (PA66HIRHSUV), Steel (ST), Zinc plated (ZN)



RoHS ✓



Type	Drawing	Angle/Length Variant	Length (L2) (mm)	Width (W) (mm)	N	Mounting Hole Centre (mm)	Mounting Hole Ø (FH) (mm)	Qty	Article-No.
RCD180SM6		180° Short	115.5	34.9	445.0	70.0	6.5	3	151-01673
		180° Short	115.5	34.9	445.0	70.0	6.5	20	151-03043
		180° Short	115.5	34.9	445.0	70.0	6.5	160	151-01661
RCD180SM8		180° Short	115.5	34.9	445.0	70.0	8.3	20	151-03044
		180° Short	115.5	34.9	445.0	70.0	8.3	160	151-01499
RCD180SM10		180° Short	103.0	34.9	445.0	70.0	10.3	20	151-03042
RCD180SM12		180° Short	115.5	34.9	445.0	70.0	10.3	160	151-01501
		180° Short	115.5	34.9	445.0	70.0	13.0	160	151-01502
RCD180MM6			180° Medium	137.5	34.9	445.0	92.0	6.5	140
RCD180MM8	180° Medium		137.5	34.9	445.0	92.0	8.3	140	151-01503
RCD180MM10	180° Medium		137.5	34.9	445.0	92.0	10.3	140	151-01504
RCD180MM12	180° Medium		137.5	34.9	445.0	92.0	13.0	140	151-01505
RCD180LM6		180° Long	166.5	34.9	445.0	121.0	6.5	140	151-01663
RCD180LM8		180° Long	166.5	34.9	445.0	121.0	8.3	140	151-01506
RCD180LM10		180° Long	166.5	34.9	445.0	121.0	10.3	140	151-01507
RCD180LM12		180° Long	166.5	34.9	445.0	121.0	13.0	140	151-01508

Dimensions are approximate and subject to technical changes.

Suitable for the following industries:



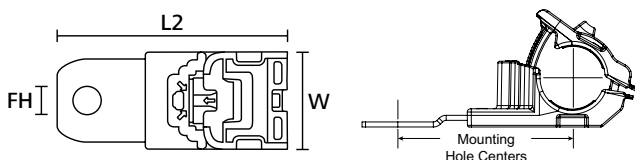
Angled Ratchet P-Clamps

Size D: Bundle Diameters 36.0 - 51.0mm (Black)

- Temperature -40°C to +105°C
- One-piece ratchet closure allows for easy installation by hand during pre- or final assembly
- Easy release feature simplifies quick adjustments and maintenance
- Impact modified, heat and UV stabilized PA66 provides long-term durability, indoors and out
- Zinc-plated steel mounting plate tolerates high torque and is treated to resist chemicals and salt spray
- Angled mounting plates are ideal for stacking RPCs or for avoiding obstructions or heat sources
- Non-destructive easy release with a flat-head screwdriver, allows clamp to be reused, adjusted without removing or replacing any bolts or screws
- Flammability UL 94 HB
- Material: Polyamide 6.6 high impact modified, heat and UV stabilized (PA66HIRHSUV), Steel (ST), Zinc plated (ZN)



RoHS ✓



Type	Drawing	Angle/Length Variant	Length (L2) (mm)	Width (W) (mm)	N	Mounting Hole Centre (mm)	Mounting Hole Ø (FH) (mm)	Qty	Article-No.
RCD15SM6		15° Short	115.9	34.9	445.0	69.1	6.5	160	151-01648
RCD15SM8		15° Short	115.9	34.9	445.0	69.1	8.3	160	151-01448
RCD15SM10		15° Short	115.9	34.9	445.0	69.1	10.3	160	151-01449
RCD15SM12		15° Short	115.9	34.9	445.0	69.1	13.0	160	151-01450
RCD30SM6		30° Short	102.4	34.9	445.0	55.9	6.5	160	151-01649
RCD30SM8		30° Short	102.4	34.9	445.0	55.9	8.3	160	151-01451
RCD30SM10		30° Short	102.4	34.9	445.0	55.9	10.3	160	151-01452
RCD30SM12		30° Short	102.4	34.9	445.0	55.9	13.0	160	151-01453
RCC30LM6		30° Long	127.0	34.9	445.0	80.5	6.5	140	151-01650
RCC30LM8		30° Long	127.0	34.9	445.0	80.5	8.3	140	151-01454
RCC30LM10		30° Long	127.0	34.9	445.0	80.5	10.3	140	151-01455
RCC30LM12		30° Long	127.0	34.9	445.0	80.5	13.0	140	151-01456
RCC90SM6		90° Short	88.7	34.9	445.0	42.4	6.5	160	151-01651
RCC90SM8		90° Short	88.7	34.9	445.0	42.4	8.3	160	151-01457
RCC90SM10		90° Short	88.7	34.9	445.0	42.4	10.3	160	151-01458
RCC90SM12		90° Short	88.7	34.9	445.0	42.4	13.0	160	151-01459
RCC90LM6		90° Long	116.7	34.9	445.0	42.4	6.5	140	151-01652
RCC90LM8		90° Long	116.7	34.9	445.0	42.4	8.3	140	151-01460
RCC90LM10		90° Long	116.7	34.9	445.0	42.4	10.3	140	151-01461
RCC90LM12		90° Long	116.7	34.9	445.0	42.4	13.0	140	151-01462

Dimensions are approximate and subject to technical changes.



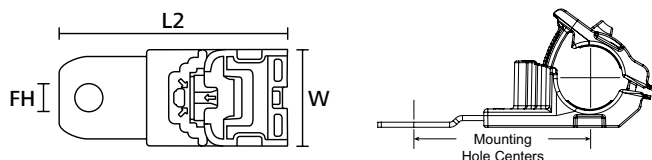
Stainless Steel Ratchet P-Clamps

Size A: Bundle Diameters 6.2 - 13.7mm (Black)

- Temperature -40°C to +105°C
- One-piece ratchet closure allows for easy installation by hand during pre- or final assembly
- Easy release feature simplifies quick adjustments and maintenance
- Impact modified, heat and UV stabilized PA66 provides long-term durability, indoors and out
- Stainless-steel mounting plate tolerates high torque and provides superior corrosion resistance against chemicals, salt spray and contact with dissimilar metals
- Straight, 180° mounting plate is ideal for applications requiring a flush mount set off from the mounting hole
- Non-destructive easy release with a flat-head screwdriver, allows clamp to be reused, adjusted without removing or replacing any bolts or screws
- Flammability UL 94 HB
- Material: Polyamide 6.6 high impact modified, heat and UV stabilized (PA66HIRHSUV), Stainless Steel (SS304)



RoHS ✓



Type	Drawing	Angle/Length Variant	Length (L2) (mm)	Width (W) (mm)	N	Mounting Hole Centre (mm)	Mounting Hole Ø (FH) (mm)	Qty	Article-No.
RCA180SM6SS		180° Short	83.1	34.9	445.0	50.5	6.5	300	151-01911
RCA180SM8SS		180° Short	83.1	34.9	445.0	50.5	8.3	300	151-01912
RCA180SM10SS		180° Short	83.1	34.9	445.0	50.5	10.3	300	151-01913
RCA180SM12SS		180° Short	83.1	34.9	445.0	50.5	13.0	300	151-01914
RCA180MM6SS		180° Medium	105.1	34.9	445.0	72.5	6.5	200	151-01915
RCA180MM8SS		180° Medium	105.1	34.9	445.0	72.5	8.3	200	151-01916
RCA180MM10SS		180° Medium	105.1	34.9	445.0	72.5	10.3	200	151-01917
RCA180MM12SS		180° Medium	105.1	34.9	445.0	72.5	13.0	200	151-01918
RCA180LM6SS		180° Long	134.1	34.9	445.0	101.5	6.5	200	151-01919
RCA180LM8SS		180° Long	134.1	34.9	445.0	101.5	8.3	200	151-01920
RCA180LM10SS		180° Long	134.1	34.9	445.0	101.5	10.3	200	151-01921
RCA180LM12SS		180° Long	134.1	34.9	445.0	101.5	13.0	200	151-01922

Dimensions are approximate and subject to technical changes.

Suitable for the following industries:



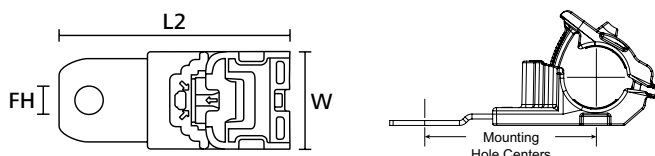
Angled Stainless Steel Ratchet P-Clamps

Size A: Bundle Diameters 6.2 - 13.7mm (Black)

- Temperature -40°C to +105°C
- One-piece ratchet closure allows for easy installation by hand during pre- or final assembly
- Easy release feature simplifies quick adjustments and maintenance
- Impact modified, heat and UV stabilized PA66 provides long-term durability, indoors and out
- Stainless-steel mounting plate tolerates high torque and provides superior corrosion resistance against chemicals, salt spray and contact with dissimilar metals
- Straight, 180° mounting plate is ideal for applications requiring a flush mount set off from the mounting hole
- Non-destructive easy release with a flat-head screwdriver, allows clamp to be reused, adjusted without removing or replacing any bolts or screws
- Flammability UL 94 HB
- Material: Polyamide 6.6 high impact modified, heat and UV stabilized (PA66HIRHSUV), Stainless Steel (SS304)



RoHS ✓



Type	Drawing	Angle/Length Variant	Length (L2) (mm)	Width (W) (mm)	N	Mounting Hole Centre (mm)	Mounting Hole Ø (FH) (mm)	Qty	Article-No.
RCA15SM6SS		15° Short	86.9	34.9	445.0	54.7	6.5	300	151-01923
RCA15SM8SS		15° Short	86.9	34.9	445.0	54.7	8.3	300	151-01924
RCA15SM10SS		15° Short	86.9	34.9	445.0	54.7	10.3	300	151-01925
RCA15SM12SS		15° Short	86.9	34.9	445.0	54.7	13.0	300	151-01926
RCA30SM6SS		30° Short	78.5	34.9	445.0	47.7	6.5	300	151-01927
RCA30SM8SS		30° Short	78.5	34.9	445.0	47.7	8.3	300	151-01928
RCA30SM10SS		30° Short	78.5	34.9	445.0	47.7	10.3	300	151-01929
RCA30SM12SS		30° Short	78.5	34.9	445.0	47.7	13.0	300	151-01930
RCA30LM6SS		30° Long	103.2	34.9	445.0	47.7	6.5	200	151-01931
RCA30LM8SS		30° Long	103.2	34.9	445.0	72.4	8.3	200	151-01932
RCA30LM10SS		30° Long	103.2	34.9	445.0	72.4	10.3	200	151-01933
RCA30LM12SS		30° Long	103.2	34.9	445.0	72.4	13.0	200	151-01934
RCA90SM6SS		90° Short	68.8	34.9	445.0	72.4	6.5	300	151-01935
RCA90SM8SS		90° Short	68.8	34.9	445.0	24.9	8.3	300	151-01936
RCA90SM10SS		90° Short	68.8	34.9	445.0	24.9	10.3	300	151-01937
RCA90SM12SS		90° Short	68.8	34.9	445.0	24.9	13.0	300	151-01938
RCA90LM6SS		90° Long	96.8	34.9	445.0	24.9	6.5	200	151-01939
RCA90LM8SS		90° Long	96.8	34.9	445.0	24.9	8.3	200	151-01940
RCA90LM10SS		90° Long	96.8	34.9	445.0	24.9	10.3	200	151-01941
RCA90LM12SS		90° Long	96.8	34.9	445.0	24.9	13.0	200	151-01942

Dimensions are approximate and subject to technical changes.



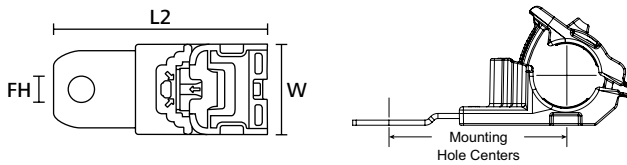
Stainless Steel Ratchet P-Clamps

Size B: Bundle Diameters 12.7 - 19.5mm (Black)

- Temperature -40°C to +105°C
- One-piece ratchet closure allows for easy installation by hand during pre- or final assembly
- Easy release feature simplifies quick adjustments and maintenance
- Impact modified, heat and UV stabilized PA66 provides long-term durability, indoors and out
- Stainless-steel mounting plate tolerates high torque and provides superior corrosion resistance against chemicals, salt spray and contact with dissimilar metals
- Straight, 180° mounting plate is ideal for applications requiring a flush mount set off from the mounting hole
- Non-destructive easy release with a flat-head screwdriver, allows clamp to be reused, adjusted without removing or replacing any bolts or screws
- Flammability UL 94 HB
- Material: Polyamide 6.6 high impact modified, heat and UV stabilized (PA66HIRHSUV), Stainless Steel (SS304)



RoHS ✓



Type	Drawing	Angle/Length Variant	Length (L2) (mm)	Width (W) (mm)	N	Mounting Hole Centre (mm)	Mounting Hole Ø (FH) (mm)	Qty	Article-No.
RCB180SM6SS		180° Short	83.1	34.9	445.0	52.8	6.5	280	151-01911
RCB180SM8SS		180° Short	83.1	34.9	445.0	52.8	8.3	280	151-01912
RCB180SM10SS		180° Short	83.1	34.9	445.0	52.8	10.3	280	151-01913
RCB180SM12SS		180° Short	83.1	34.9	445.0	52.8	13.0	280	151-01914
RCB180MM6SS		180° Medium	105.1	34.9	445.0	74.8	6.5	200	151-01915
RCB180MM8SS		180° Medium	105.1	34.9	445.0	74.8	8.3	200	151-01916
RCB180MM10SS		180° Medium	105.1	34.9	445.0	74.8	10.3	200	151-01917
RCB180MM12SS		180° Medium	105.1	34.9	445.0	74.8	13.0	200	151-01918
RCB180LM6SS		180° Long	134.1	34.9	445.0	103.8	6.5	200	151-01919
RCB180LM8SS		180° Long	134.1	34.9	445.0	103.8	8.3	200	151-01920
RCB180LM10SS		180° Long	134.1	34.9	445.0	103.8	10.3	200	151-01921
RCB180LM12SS		180° Long	134.1	34.9	445.0	103.8	13.0	200	151-01922

Dimensions are approximate and subject to technical changes.

Suitable for the following industries:



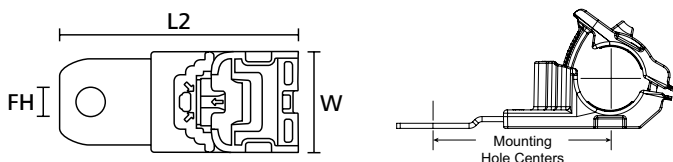
Angled Stainless Steel Ratchet P-Clamps

Size B: Bundle Diameters 12.7 - 19.5mm (Black)

- Temperature -40°C to +105°C
- One-piece ratchet closure allows for easy installation by hand during pre- or final assembly
- Easy release feature simplifies quick adjustments and maintenance
- Impact modified, heat and UV stabilized PA66 provides long-term durability, indoors and out
- Stainless-steel mounting plate tolerates high torque and provides superior corrosion resistance against chemicals, salt spray and contact with dissimilar metals
- Straight, 180° mounting plate is ideal for applications requiring a flush mount set off from the mounting hole
- Non-destructive easy release with a flat-head screwdriver, allows clamp to be reused, adjusted without removing or replacing any bolts or screws
- Flammability UL 94 HB
- Material: Polyamide 6.6 high impact modified, heat and UV stabilized (PA66HIRHSUV), Stainless Steel (SS304)



RoHS ✓



Type	Drawing	Angle/Length Variant	Length (L2) (mm)	Width (W) (mm)	N	Mounting Hole Centre (mm)	Mounting Hole Ø (FH) (mm)	Qty	Article-No.
RCB15SM6SS		15° Short	86.9	34.9	445.0	56.5	6.5	280	151-01923
RCB15SM8SS		15° Short	86.9	34.9	445.0	56.5	8.3	280	151-01924
RCB15SM10SS		15° Short	86.9	34.9	445.0	56.5	10.3	280	151-01925
RCB15SM12SS		15° Short	86.9	34.9	445.0	56.5	13.0	280	151-01926
RCB30SM6SS		30° Short	78.5	34.9	445.0	48.8	6.5	280	151-01927
RCB30SM8SS		30° Short	78.5	34.9	445.0	48.8	8.3	280	151-01928
RCB30SM10SS		30° Short	78.5	34.9	445.0	48.8	10.3	280	151-01929
RCB30SM12SS		30° Short	78.5	34.9	445.0	48.8	13.0	280	151-01930
RCB30LM6SS		30° Long	103.2	34.9	445.0	73.5	6.5	200	151-01931
RCB30LM8SS		30° Long	103.2	34.9	445.0	73.5	8.3	200	151-01932
RCB30LM10SS		30° Long	103.2	34.9	445.0	73.5	10.3	200	151-01933
RCB30LM12SS		30° Long	103.2	34.9	445.0	73.5	13.0	200	151-01934
RCB90SM6SS		90° Short	68.8	34.9	445.0	26.7	6.5	280	151-01935
RCB90SM8SS		90° Short	68.8	34.9	445.0	26.7	8.3	280	151-01936
RCB90SM10SS		90° Short	68.8	34.9	445.0	26.7	10.3	280	151-01937
RCB90SM12SS		90° Short	68.8	34.9	445.0	26.7	13.0	280	151-01938
RCB90LM6SS		90° Long	96.8	34.9	445.0	26.7	6.5	200	151-01939
RCB90LM8SS		90° Long	96.8	34.9	445.0	26.7	8.3	200	151-01940
RCB90LM10SS		90° Long	96.8	34.9	445.0	26.7	10.3	200	151-01941
RCB90LM12SS		90° Long	96.8	34.9	445.0	26.7	13.0	200	151-01942

Dimensions are approximate and subject to technical changes.



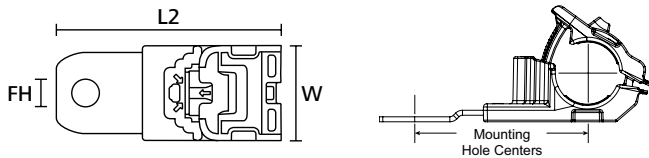
Stainless Steel Ratchet P-Clamps

Size C: Bundle Diameters 19.4 - 36.0mm (Black)

- Temperature -40°C to +105°C
- One-piece ratchet closure allows for easy installation by hand during pre- or final assembly
- Easy release feature simplifies quick adjustments and maintenance
- Impact modified, heat and UV stabilized PA66 provides long-term durability, indoors and out
- Stainless-steel mounting plate tolerates high torque and provides superior corrosion resistance against chemicals, salt spray and contact with dissimilar metals
- Straight, 180° mounting plate is ideal for applications requiring a flush mount set off from the mounting hole
- Non-destructive easy release with a flat-head screwdriver, allows clamp to be reused, adjusted without removing or replacing any bolts or screws
- Flammability UL 94 HB
- Material: Polyamide 6.6 high impact modified, heat and UV stabilized (PA66HIRHSUV), Stainless Steel (SS304)



RoHS



Type	Drawing	Angle/Length Variant	Length (L2) (mm)	Width (W) (mm)	N	Mounting Hole Centre (mm)	Mounting Hole Ø (FH) (mm)	Qty	Article-No.
RCC180SM6SS		180° Short	103.0	34.9	445.0	62.3	6.5	160	151-01975
RCC180SM8SS		180° Short	103.0	34.9	445.0	62.3	8.3	160	151-01976
RCC180SM10SS		180° Short	103.0	34.9	445.0	62.3	10.3	160	151-01977
RCC180SM12SS		180° Short	103.0	34.9	445.0	62.3	13.0	160	151-01978
RCC180MM6SS		180° Medium	125.0	34.9	445.0	84.3	6.5	140	151-01979
RCC180MM8SS		180° Medium	125.0	34.9	445.0	84.3	8.3	140	151-01980
RCC180MM10SS		180° Medium	125.0	34.9	445.0	84.3	10.3	140	151-01981
RCC180MM12SS		180° Medium	125.0	34.9	445.0	84.3	13.0	140	151-01982
RCC180LM6SS		180° Long	154.0	34.9	445.0	113.3	6.5	140	151-01983
RCC180LM8SS		180° Long	154.0	34.9	445.0	113.3	8.3	140	151-01984
RCC180LM10SS		180° Long	154.0	34.9	445.0	113.3	10.3	140	151-01985
RCC180LM12SS		180° Long	154.0	34.9	445.0	113.3	13.0	140	151-01986

Dimensions are approximate and subject to technical changes.

Suitable for the following industries:



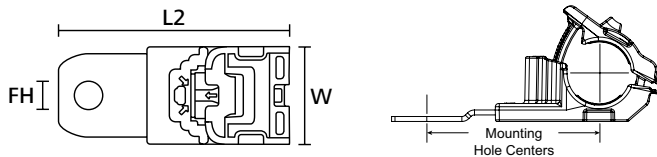
Angled Stainless Steel Ratchet P-Clamps

Size C: Bundle Diameters 19.4 - 36.0mm (Black)

- Temperature -40°C to +105°C
- One-piece ratchet closure allows for easy installation by hand during pre- or final assembly
- Easy release feature simplifies quick adjustments and maintenance
- Impact modified, heat and UV stabilized PA66 provides long-term durability, indoors and out
- Stainless-steel mounting plate tolerates high torque and provides superior corrosion resistance against chemicals, salt spray and contact with dissimilar metals
- Straight, 180° mounting plate is ideal for applications requiring a flush mount set off from the mounting hole
- Non-destructive easy release with a flat-head screwdriver, allows clamp to be reused, adjusted without removing or replacing any bolts or screws
- Flammability UL 94 HB
- Material: Polyamide 6.6 high impact modified, heat and UV stabilized (PA66HIRHSUV), Stainless Steel (SS304)



RoHS ✓



Type	Drawing	Angle/Length Variant	Length (L2) (mm)	Width (W) (mm)	N	Mounting Hole Centre (mm)	Mounting Hole Ø (FH) (mm)	Qty	Article-No.
RCC15SM6SS		15° Short	103.5	34.9	445.0	62.3	6.5	160	151-01987
RCC15SM8SS		15° Short	103.5	34.9	445.0	62.3	8.3	160	151-01988
RCC15SM10SS		15° Short	103.5	34.9	445.0	62.3	10.3	160	151-01989
RCC15SM12SS		15° Short	103.5	34.9	445.0	62.3	13.0	160	151-01990
RCC30SM6SS		30° Short	90.2	34.9	445.0	50.5	6.5	160	151-01991
RCC30SM8SS		30° Short	90.2	34.9	445.0	50.5	8.3	160	151-01992
RCC30SM10SS		30° Short	90.2	34.9	445.0	50.5	10.3	160	151-01993
RCC30SM12SS		30° Short	90.2	34.9	445.0	50.5	13.0	160	151-01994
RCC30LM6SS		30° Long	114.9	34.9	445.0	75.2	6.5	140	151-01995
RCC30LM8SS		30° Long	114.9	34.9	445.0	75.2	8.3	140	151-01996
RCC30LM10SS		30° Long	114.9	34.9	445.0	75.2	10.3	140	151-01997
RCC30LM12SS		30° Long	114.9	34.9	445.0	75.2	13.0	140	151-01998
RCC90SM6SS		90° Short	101.2	34.9	445.0	39.9	6.5	160	151-01999
RCC90SM8SS		90° Short	101.2	34.9	445.0	39.9	8.3	160	151-02001
RCC90SM10SS		90° Short	101.2	34.9	445.0	39.9	10.3	160	151-02002
RCC90SM12SS		90° Short	101.2	34.9	445.0	39.9	13.0	160	151-02003
RCC90LM6SS		90° Long	129.2	34.9	445.0	39.9	6.5	140	151-02004
RCC90LM8SS		90° Long	129.2	34.9	445.0	39.9	8.3	140	151-02005
RCC90LM10SS		90° Long	129.2	34.9	445.0	39.9	10.3	140	151-02006
RCC90LM12SS		90° Long	129.2	34.9	445.0	39.9	13.0	140	151-02007

Dimensions are approximate and subject to technical changes.



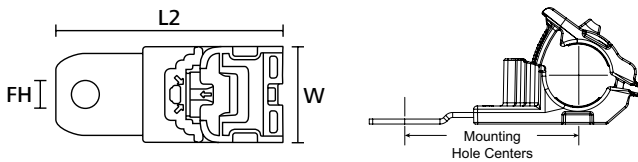
Stainless Steel Ratchet P-Clamps

Size D: Bundle Diameters 36.0 - 51.0mm (Black)

- Temperature -40°C to +105°C
- One-piece ratchet closure allows for easy installation by hand during pre- or final assembly
- Easy release feature simplifies quick adjustments and maintenance
- Impact modified, heat and UV stabilized PA66 provides long-term durability, indoors and out
- Stainless-steel mounting plate tolerates high torque and provides superior corrosion resistance against chemicals, salt spray and contact with dissimilar metals
- Straight, 180° mounting plate is ideal for applications requiring a flush mount set off from the mounting hole
- Non-destructive easy release with a flat-head screwdriver, allows clamp to be reused, adjusted without removing or replacing any bolts or screws
- Flammability UL 94 HB
- Material: Polyamide 6.6 high impact modified, heat and UV stabilized (PA66HIRHSUV), Stainless Steel (SS304)



RoHS ✓



Type	Drawing	Angle/Length Variant	Length (L2) (mm)	Width (W) (mm)	N	Mounting Hole Centre (mm)	Mounting Hole Ø (FH) (mm)	Qty	Article-No.
RCD180SM6SS		180° Short	115.5	34.9	445.0	70.0	6.5	160	151-02008
RCD180SM8SS		180° Short	115.5	34.9	445.0	70.0	8.3	160	151-02009
RCD180SM10SS		180° Short	115.5	34.9	445.0	70.0	10.3	160	151-02010
RCD180SM12SS		180° Short	115.5	34.9	445.0	70.0	13.0	160	151-02011
RCD180MM6SS		180° Medium	137.5	34.9	445.0	92.0	6.5	140	151-02012
RCD180MM8SS		180° Medium	137.5	34.9	445.0	92.0	8.3	140	151-02013
RCD180MM10SS		180° Medium	137.5	34.9	445.0	92.0	10.3	140	151-02014
RCD180MM12SS		180° Medium	137.5	34.9	445.0	92.0	13.0	140	151-02015
RCD180LM6SS		180° Long	166.5	34.9	445.0	121.0	6.5	140	151-02016
RCD180LM8SS		180° Long	166.5	34.9	445.0	121.0	8.3	140	151-02017
RCD180LM10SS		180° Long	166.5	34.9	445.0	121.0	10.3	140	151-02018
RCD180LM12SS		180° Long	166.5	34.9	445.0	121.0	13.0	140	151-02019

Dimensions are approximate and subject to technical changes.

Suitable for the following industries:



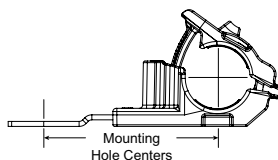
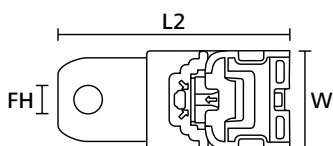
Angled Stainless Steel Ratchet P-Clamps

Size D: Bundle Diameters 36.0 - 51.0mm (Black)

- Temperature -40°C to +105°C
- One-piece ratchet closure allows for easy installation by hand during pre- or final assembly
- Easy release feature simplifies quick adjustments and maintenance
- Impact modified, heat and UV stabilized PA66 provides long-term durability, indoors and out
- Stainless-steel mounting plate tolerates torque and provides superior corrosion resistance against chemicals, salt spray and contact with dissimilar metals
- Straight, 180° mounting plate is ideal for applications requiring a flush mount set off from the mounting hole
- Non-destructive easy release with a flat-head screwdriver, allows clamp to be reused, adjusted without removing or replacing any bolts or screws
- Flammability UL 94 HB
- Material: Polyamide 6.6 high impact modified, heat and UV stabilized (PA66HIRHSUV), Stainless Steel (SS304)



RoHS ✓



Type	Drawing	Angle/Length Variant	Length (L2) (mm)	Width (W) (mm)	N	Mounting Hole Centre (mm)	Mounting Hole Ø (FH) (mm)	Qty	Article-No.
RCD15SM6SS		15° Short	115.9	34.9	445.0	69.1	6.5	160	151-01987
RCD15SM8SS		15° Short	115.9	34.9	445.0	69.1	8.3	160	151-01988
RCD15SM10SS		15° Short	115.9	34.9	445.0	69.1	10.3	160	151-01989
RCD15SM12SS		15° Short	115.9	34.9	445.0	69.1	13.0	160	151-01990
RCD30SM6SS		30° Short	102.4	34.9	445.0	55.9	6.5	160	151-01991
RCD30SM8SS		30° Short	102.4	34.9	445.0	55.9	8.3	160	151-01992
RCD30SM10SS		30° Short	102.4	34.9	445.0	55.9	10.3	160	151-01993
RCD30SM12SS		30° Short	102.4	34.9	445.0	55.9	13.0	160	151-01994
RCD30LM6SS		30° Long	127.0	34.9	445.0	80.5	6.5	140	151-01995
RCD30LM8SS		30° Long	127.0	34.9	445.0	80.5	8.3	140	151-01996
RCD30LM10SS		30° Long	127.0	34.9	445.0	80.5	10.3	140	151-01997
RCD30LM12SS		30° Long	127.0	34.9	445.0	80.5	13.0	140	151-01998
RCD90SM6SS		90° Short	88.7	34.9	445.0	42.4	6.5	160	151-01999
RCD90SM8SS		90° Short	88.7	34.9	445.0	42.4	8.3	160	151-02001
RCD90SM10SS		90° Short	88.7	34.9	445.0	42.4	10.3	160	151-02002
RCD90SM12SS		90° Short	88.7	34.9	445.0	42.4	13.0	160	151-02003
RCD90LM6SS		90° Long	116.7	34.9	445.0	42.4	6.5	140	151-02004
RCD90LM8SS		90° Long	116.7	34.9	445.0	42.4	8.3	140	151-02005
RCD90LM10SS		90° Long	116.7	34.9	445.0	42.4	10.3	140	151-02006
RCD90LM12SS		90° Long	116.7	34.9	445.0	42.4	13.0	140	151-02007

Dimensions are approximate and subject to technical changes.



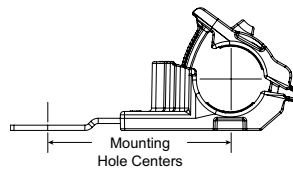
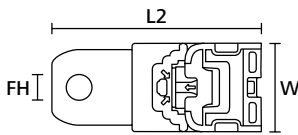
Stainless Steel Ratchet P-Clamps

Size F: Bundle Diameters 63.0 - 80.0mm (Black)

- Temperature -40°C to +105°C
- One-piece ratchet closure allows for easy installation by hand during pre- or final assembly
- Easy release feature simplifies quick adjustments and maintenance
- Impact modified, heat and UV stabilized PA66 provides long-term durability, indoors and out
- Stainless-steel mounting plate tolerates high torque and provides superior corrosion resistance against chemicals, salt spray and contact with dissimilar metals
- Straight, 180° mounting plate is ideal for applications requiring a flush mount set off from the mounting hole
- Non-destructive easy release with a flat-head screwdriver, allows clamp to be reused, adjusted without removing or replacing any bolts or screws
- Flammability UL 94 HB
- Material: Polyamide 6.6 high impact modified, heat and UV stabilized (PA66HIRHSUV), Stainless Steel (SS304)



RoHS ✓



Type	Drawing	Angle/Length Variant	Length (L2) (mm)	Width (W) (mm)	N	Mounting Hole Centre (mm)	Mounting Hole Ø (FH) (mm)	Qty	Article-No.
RCF180SM6SS		180° Short	147.9	34.9	445.0	88.0	6.5	100	151-03203
RCF180SM8SS		180° Short	147.9	34.9	445.0	88.0	8.3	100	151-03122
RCF180SM10SS		180° Short	147.9	34.9	445.0	88.0	10.3	100	151-03123
RCF180SM12SS		180° Short	147.9	34.9	445.0	88.0	13.0	100	151-03124

Dimensions are approximate and subject to technical changes.

Suitable for the following industries:



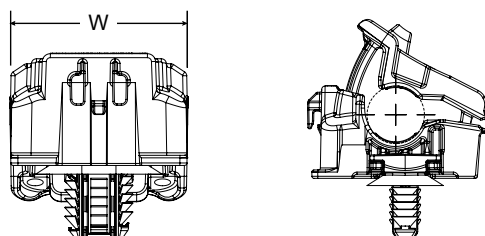
Inline Ratchet P-Clamps

Oval Fir Tree Mount

- Temperature -40°C to +105°C
- One-piece ratchet closure allows for easy installation by hand during pre- or final assembly
- Easy release feature simplifies quick adjustments and maintenance
- Impact modified, heat and UV stabilized PA66 provides long-term durability, indoors and out
- Built-in attachments include round and oval fir trees and adhesive mounts for securing to a hole or pane
- Non-destructive easy release with a flat-head screwdriver, allows clamp to be reused, adjusted without removing or replacing any bolts or screws
- Flammability UL 94 HB
- Material: Polyamide 6.6 high impact modified, heat and UV stabilized (PA66HIRHSUV)



RoHS ✓



Oval Fir Tree Mount: 7 x 12mm (Black)

Type	Min. Bundle Ø (mm)	Max. Bundle Ø (mm)	Width (W) (mm)	N	Mounting Hole Ø (mm)	Panel Thickness (mm)	Fixing	Qty	Article-No.
IRCAFTOVAL	6.1	13.7	34.9	445.0	7.0 x 12.0	0.6 - 6.8	Fir Tree for oval holes	25	156-02710
	6.1	13.7	34.9	445.0	7.0 x 12.0	0.6 - 6.8	Fir Tree for oval holes	250	156-02618
IRCBFTOVAL	12.7	19.6	34.9	445.0	7.0 x 12.0	0.6 - 6.8	Fir Tree for oval holes	25	156-02711
	12.7	19.6	34.9	445.0	7.0 x 12.0	0.6 - 6.8	Fir Tree for oval holes	250	156-02628
IRCCFTOVAL	19.3	36.0	34.9	445.0	7.0 x 12.0	0.6 - 6.8	Fir Tree for oval holes	25	156-02712
	19.3	36.0	34.9	445.0	7.0 x 12.0	0.6 - 6.8	Fir Tree for oval holes	250	156-02638
IRCDFTOVAL	36.0	50.8	34.9	445.0	7.0 x 12.0	0.6 - 6.8	Fir Tree for oval holes	25	156-02713
	36.0	50.8	34.9	445.0	7.0 x 12.0	0.6 - 6.8	Fir Tree for oval holes	200	156-02648

Dimensions are approximate and subject to technical changes.

Oval Fir Tree Mount: 9 x 17mm (Black)

Type	Min. Bundle Ø (mm)	Max. Bundle Ø (mm)	Width (W) (mm)	N	Mounting Hole Ø (mm)	Panel Thickness (mm)	Fixing	Qty	Article-No.
IRCAFT9X17	6.1	13.7	34.9	445.0	9.0 x 17.0	0.6 - 6.8	Fir Tree for oval holes	25	156-02718
	6.1	13.7	34.9	445.0	9.0 x 17.0	0.6 - 6.8	Fir Tree for oval holes	250	156-02622
IRCBFT9X17	12.7	19.6	34.9	445.0	9.0 x 17.0	0.6 - 6.8	Fir Tree for oval holes	25	156-02719
	12.7	19.6	34.9	445.0	9.0 x 17.0	0.6 - 6.8	Fir Tree for oval holes	250	156-02632
IRCCFT9X17	19.3	36.0	34.9	445.0	9.0 x 17.0	0.6 - 6.8	Fir Tree for oval holes	25	156-02720
	19.3	36.0	34.9	445.0	9.0 x 17.0	0.6 - 6.8	Fir Tree for oval holes	250	156-02642
IRCDFT9X17	36.0	50.8	34.9	445.0	9.0 x 17.0	0.6 - 6.8	Fir Tree for oval holes	25	156-02721
	36.0	50.8	34.9	445.0	9.0 x 17.0	0.6 - 6.8	Fir Tree for oval holes	200	156-02652

Dimensions are approximate and subject to technical changes.



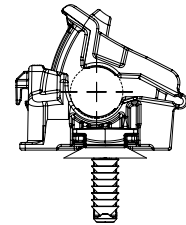
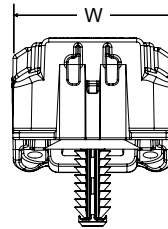
Inline Ratchet P-Clamps

Round Fir Tree Mount (Black)

- Temperature -40°C to +105°C
- One-piece ratchet closure allows for easy installation by hand during pre- or final assembly
- Easy release feature simplifies quick adjustments and maintenance
- Impact modified, heat and UV stabilized PA66 provides long-term durability, indoors and out
- Built-in attachments include round and oval fir trees and adhesive mounts for securing to a hole or pane
- Non-destructive easy release with a flat-head screwdriver, allows clamp to be reused, adjusted without removing or replacing any bolts or screws
- Flammability UL 94 HB
- Material: Polyamide 6.6 high impact modified, heat and UV stabilized (PA66HIRHSUV)



RoHS ✓



Round Fir Tree Mount: 6.5mm (Black)

Type	Min. Bundle Ø (mm)	Max. Bundle Ø (mm)	Width (W) (mm)	N	Mounting Hole Ø (mm)	Panel Thickness (mm)	Fixing	Qty	Article-No.
IRCAFT6.5LG	6.1	13.7	34.9	445.0	6.5	0.6 - 9.0	Fir Tree for round holes	25	156-02706
	6.1	13.7	34.9	445.0	6.5	0.6 - 9.0	Fir Tree for round holes	250	156-02616
IRCBFT6.5LG	12.7	19.6	34.9	445.0	6.5	0.6 - 9.0	Fir Tree for round holes	25	156-02707
	12.7	19.6	34.9	445.0	6.5	0.6 - 9.0	Fir Tree for round holes	250	156-02626
IRCCFT6.5LG	19.3	36.0	34.9	445.0	6.5	0.6 - 9.0	Fir Tree for round holes	25	156-02708
	19.3	36.0	34.9	445.0	6.5	0.6 - 9.0	Fir Tree for round holes	250	156-02636
IRCDFT6.5LG	36.0	50.8	34.9	445.0	6.5	0.6 - 9.0	Fir Tree for round holes	25	156-02709
	36.0	50.8	34.9	445.0	6.5	0.6 - 9.0	Fir Tree for round holes	200	156-02646

Dimensions are approximate and subject to technical changes.

Type	Min. Bundle Ø (mm)	Max. Bundle Ø (mm)	Width (W) (mm)	N	Mounting Hole Ø (mm)	Panel Thickness (mm)	Fixing	Qty	Article-No.
IRCAFT9LG	6.1	13.7	34.9	445.0	9.0	0.6 - 12.7	Fir Tree for round holes	25	156-02714
	6.1	13.7	34.9	445.0	9.0	0.6 - 12.7	Fir Tree for round holes	250	156-02620
IRCBFT9LG	12.7	19.6	34.9	445.0	9.0	0.6 - 12.7	Fir Tree for round holes	25	156-02715
	12.7	19.6	34.9	445.0	9.0	0.6 - 12.7	Fir Tree for round holes	250	156-02630
IRCCFT9LG	19.3	36.0	34.9	445.0	9.0	0.6 - 12.7	Fir Tree for round holes	25	156-02716
	19.3	36.0	34.9	445.0	9.0	0.6 - 12.7	Fir Tree for round holes	250	156-02640
IRCDFT9LG	36.0	50.8	34.9	445.0	9.0	0.6 - 12.7	Fir Tree for round holes	25	156-02717
	36.0	50.8	34.9	445.0	9.0	0.6 - 12.7	Fir Tree for round holes	200	156-02650

Dimensions are approximate and subject to technical changes.



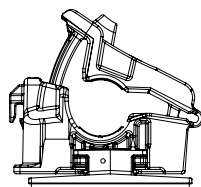
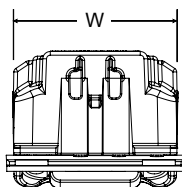
Inline Ratchet P-Clamps

Adhesive Mount (Black)

- Temperature -40°C to +105°C
- One-piece ratchet closure allows for easy installation by hand during pre- or final assembly
- Easy release feature simplifies quick adjustments and maintenance
- Impact modified, heat and UV stabilized PA66 provides long-term durability, indoors and out
- Built-in attachments include round and oval fir trees and adhesive mounts for securing to a hole or pane
- Non-destructive easy release with a flat-head screwdriver, allows clamp to be reused, adjusted without removing or replacing any bolts or screws
- Flammability UL 94 HB
- Material: Polyamide 6.6 high impact modified, heat and UV stabilized (PA66HIRHSUV)



RoHS ✓



Type	Min. Bundle Ø (mm)	Max. Bundle Ø (mm)	Width (W) (mm)	N	Panel Thickness (mm)	Fixing	Adhesive	Qty	Article-No.
IRCAMB5A	6.1	13.7	34.9	445.0	0.6 - 9.0	Adhesive	Acrylic	25	156-02722
	6.1	13.7	34.9	445.0	0.6 - 9.0	Adhesive	Acrylic	250	156-02624
IRCBMB5A	12.7	19.6	34.9	445.0	0.6 - 9.0	Adhesive	Acrylic	25	156-02723
	12.7	19.6	34.9	445.0	0.6 - 9.0	Adhesive	Acrylic	250	156-02634
IRCCMB5A	19.3	36.0	34.9	445.0	0.6 - 9.0	Adhesive	Acrylic	25	156-02724
	19.3	36.0	34.9	445.0	0.6 - 9.0	Adhesive	Acrylic	250	156-02644
IRCDMB5A	36.0	50.8	34.9	445.0	0.6 - 9.0	Adhesive	Acrylic	25	156-02725
	36.0	51.0	34.9	445.0	0.6 - 9.0	Adhesive	Acrylic	200	156-02654

Dimensions are approximate and subject to technical changes.

Suitable for the following industries:

